

September, 2009

BUDGET 2010

Building a path to a strong community

Proposed Capital Budget



THE CITY OF
St. Albert

www.stalbert.ca

Utility Capital Review

Attachment 1 – Capital Expenditure Summary Report – Utility Projects Identified for 2009 Close

- This report identifies current capital projects that are forecasted to close during 2009. The forecasted surplus funds from these projects have already been re-allocated within the 2010-2012 Proposed Utility Capital Budget.
- These projects will be formally closed during the 2009 year-end process.

Attachment 2 - Capital Expenditure Summary Report – Utility Projects Identified for Carry Forward

- The committee will review this report line by line.
- This report identifies current capital projects that will carry forward into 2010.
- The approval to carry forward these projects will take place during the 2009 year-end process.

Attachment 3 – 2010-2012 Proposed Utility Capital Budget

- The committee will review this report line by line.
- This report lists all of the utility capital projects proposed for 2010 to 2012.

Attachment 4 - 2010-2012 Proposed Utility Capital Budget Reconciliation

- This report lists all of the utility capital projects for 2010 to 2012.
- This report shows the projects that were included in the 2009-2011 approved capital budget along with the proposed changes to form the 2010-2012 proposed budget.

Attachment 5 - 2010-2012 Proposed Utility Capital Project Descriptions

- This report lists all of the utility capital projects for 2010 to 2012 along with a short description of the project.

Attachment 6 - 2010-2012 Proposed Utility Capital Budget Funding

- This report lists all of the proposed Utility Capital projects for 2010-2012 along with the sources of funding for each.

Attachment 7 – 10 Year Utility Capital Plan

- The committee will review this report line by line.
- The 10-year plan includes the proposed 2010-2012 budget.
- Years 4 through 10 are for planning purposes only and do not represent an approved budget.



Municipal Capital Review

Attachment 8 – Capital Expenditure Summary Report – Municipal Projects Identified for 2009 Close

- This report identifies current capital projects that are forecasted to close during 2009. The forecasted surplus funds from these projects have already been re-allocated within the 2010-2012 Proposed Municipal Capital Budget.
- These projects will be formally closed during the 2009 year-end process.

Attachment 9 - Capital Expenditure Summary Report – Municipal Projects Identified for Carry Forward

- The committee will review this report line by line.
- This report identifies current capital projects that will carry forward into 2010.
- The approval to carry forward these projects will take place during the 2009 year-end process.

Attachment 10 – 2010-2012 Proposed Municipal Capital Budget

- The committee will review this report line by line.
- This report lists all of the municipal capital projects proposed for 2010 to 2012.

Attachment 11 - 2010-2012 Proposed Municipal Capital Budget Reconciliation

- This report lists all of the municipal capital projects for 2010 to 2012.
- This report shows the projects that were included in the 2009-2011 approved capital budget along with the proposed changes to form the 2010-2012 proposed budget.

Attachment 12 - 2010-2012 Proposed Municipal Budget Project Descriptions

- This report lists all of the municipal capital projects for 2010 to 2012 along with a short description of the project.

Attachment 13 - 2010-2012 Proposed Municipal Capital Budget Funding

- This report lists all of the proposed municipal capital projects for 2010-2012 along with the sources of funding for each.

Attachment 14 – 10 Year Municipal Capital Plan

- The committee will review this report line by line.
- The 10-year plan includes the proposed 2010-2012 budget.
- Years 4 through 10 are for planning purposes only and do not represent an approved budget.



Attachment 1

**CITY OF ST. ALBERT
PROJECTS IDENTIFIED FOR 2009 CLOSE
UTILITY CAPITAL PROJECTS**



	A	B	C	D	E	F	G	H	J	K	M	P
					A	C	D	F	I			
					Total Project Budget	2009 Year End Forecast	Est. Project Surplus / (Deficit)	Primary Source of Financing	Comments			
CAPITAL PROJECTS												
Utilities												
5 Storm	40673A	Utility Master Plan A		208,333	208,333	0	Grant - AMIP					
13 Wastewater	40673A	Utility Master Plan A		133,333	133,333	0	Grant - AMIP					
17 Wastewater	40765A	North Interceptor Phase 2 - 2007		4,000,000	2,171,400	1,828,600	Grant - AMIP	fac application just submitted				
30 Water	40673A	Utility Master Plan A		133,334	133,334	0	Grant - AMIP					
6 Storm	40775A	Stormwater Infrastructure Rehab 2007		500,000	500,000	0	Grant-NDCC	consultant on board to assist in project				
8 Storm	40875A	Stormwater Infrastructure Rehab 2008		500,000	500,000	0	Grant-NDCC	consultant on board to assist in project				
3 Solid Waste	40972A	Recycle Bin		25,000	20,000	5,000	Reserve					
7 Storm	40867A	Hydrocarbon/Grit Interceptor retrofit program 2008		50,000	50,000	0	Reserve	consultant on board to assist in project				
12 Storm	40990A	Heritage Lakes Pond Outfall		50,000	50,000	0	Reserve	consultant on board to assist in project				
15 Wastewater	40988A	Wastewater PW Vehicle		36,000	36,000	0	Reserve	installing accessories				
18 Wastewater	40860A	Wastewater Rehabilitation Program 2008		181,000	181,000	0	Reserve	pump and monitoring equip. to purchase				
21 Wastewater	40869C	Wastewater SCADA/Radio System Upgrade		100,000	100,000	0	Reserve	multiple projects				
22 Wastewater	40960A	Wastewater Rehabilitation Program		189,000	189,000	0	Reserve	multiple projects				
23 Wastewater	40961A	Wastewater Household Service Replacement		340,000	340,000	0	Reserve					
25 Wastewater	40666A	Wastewater Lift Stations Rehabilitation		350,000	350,000	0	Reserve	multiple projects 2006 study				
31 Water	40963A	Water PW Vehicle		35,000	35,000	0	Reserve					
33 Water	40868C	SCADA - Upgrades For Water Pumping Stations		100,000	100,000	0	Reserve					
34 Water	40935A	Oakmont Distribution Water Main Phase 1		220,000	220,000	0	Reserve	consultant on board to assist in project				
35 Water	40945A	Water Improvements		100,000	100,000	0	Reserve	consultant on board to assist in project				
37 Water	40997A	Water System Infrastructure Rehabilitation		300,000	300,000	0	Reserve	repairs to water network infrastructure hydrants and valves				
TOTAL UTILITY CAPITAL				7,551,000	5,717,400	1,833,600						

TOTAL UTILITY CAPITA	# PROJECTS	Summary of Sources of Financing			
	0	Debt			0
	0	Developer			0
	0	Donations			0
	1	Grant - AMIP		1,828,600	
		Grant Multit			0
		Grant-BCG			0
		Grant-MSI			0
		Grant-NDCC			0
		Grant-NDPT			0
		PAYG			0
		Reserve		5,000	
		Reserve / Grant			0
1	TOTAL			1,833,600	

Attachment 2

**CITY OF ST. ALBERT
PROJECTS IDENTIFIED FOR 2009 CARRY FORWARD
UTILITY CAPITAL PROJECTS**

	A	C	D	E	F	I			
	Total Project Budget	2009 Year End Forecast	Est. Project Surplus / (Deficit)	Estimated 2010 Carry-Forward	Primary Source of Financing	Comments			
CAPITAL PROJECTS									
Utilities									
24	Wastewater	40962A	Wastewater Main Replacement	825,000	0	0	825,000	Grant - AMIP	tender in fall 2009
26	Wastewater	40966A	Wastewater Lift Stations Rehabilitation	2,560,000	0	0	2,560,000	Grant - AMIP	tender closes in one week
27	Water	40671A	Sturgeon Heights Pumphouse Upgrades	1,250,000	584,452	0	665,548	Grant - AMIP	startup again in fall 2009
11	Storm	40975A	Stormwater Infrastructure Rehab	600,000	100,000	0	500,000	Grant-MSI	consultant on board to assist in project
28	Water	40936A	Sturgeon Heights Pumphouse Upgrades	2,700,000	0	0	2,700,000	Grant-MSI	startup again in fall 2009
9	Storm	40942A	Storm Improvements	250,000	0	0	250,000	Grant-NDCC	consultant on board to assist in project
14	Wastewater	40943A	Wastewater Improvements	250,000	100,000	0	150,000	Grant-NDCC	RFP in fall 2009
19	Wastewater	40862A	Wastewater Main Replacement 2008	800,000	0	0	800,000	Grant-NDCC	tender in fall 2009
1	Solid Waste	40472D	Compost Site Land Purchase	300,000	0	0	300,000	Reserve	
2	Solid Waste	40872D	Compost Site	600,000	0	0	600,000	Reserve	
4	Solid Waste	40974A	Riel Park Former Landfill Site Remediation	300,000	200,000	0	100,000	Reserve	project design services to continue to 2010
10	Storm	40967A	Hydrocarbon/Grit Interceptor retrofit program	50,000	0	0	50,000	Reserve	consultant on board to assist in project
16	Wastewater	40762A	Wastewater Main Replacement 2007	150,000	80	0	149,920	Reserve	tender in fall 2009
20	Wastewater	40866A	Wastewater Lift Stations Upgrade	400,000	300,000	0	100,000	Reserve	design services for lift station
28	Water	40937A	South Water Reservoir	25,000	0	0	25,000	Reserve	bring forward as part of 2010 initiative to site and purchase lands for south reservoir
32	Water	40770A	Oakmont Water Supply Line	4,721,660	4,487,214	0	234,446	Reserve	coordinating lands for ROW on phase 2
36	Water	40994A	Water Meter Radio Read Pilot Project	100,000	0	0	100,000	Reserve	
TOTAL UTILITY CAPITAL				15,881,660	5,771,746	0	10,109,914		

TOTAL UTILITY CAPIT	# PROJECTS	Summary of Sources of Financing			
		Debt			0
		Developer			0
		Donations			0
	3	Grant - AMIP			4,050,548
	0	Grant Multit			0
	0	Grant-BCG			0
	2	Grant-MSI			3,200,000
	3	Grant-NDCC			1,200,000
	0	Grant-NDPT			0
	0	PAYG			0
	4	Reserve			1,659,366
	0	Reserve / Grant			0
12	TOTAL			0	10,109,914

Attachment 3



	A	B	C	D	E	F	H	I	J	
1	2010 - 2012 Proposed Utility Capital Budget									
2	(Net costs per year - not incremental)									
3								Revised	Proposed	
4	Division	Dept	Investment Need	No.	Project Name	Proj No.	2010	2011	2012	
5										
6	Util	Solid Waste	1. Re-investment	1	Riel Park Redevelopment Phase 2 Utility (Rodeo, BMX, Rotary)	40974A	2,175,000			
7	Util	Solid Waste	1. Re-investment	2	Riel Park Redevelopment Phase 3 Utility (Rugby, Soccer)	40974A		1,320,000		
8	Util	Solid Waste	1. Re-investment	3	Riel Park Redevelopment Phase 4 Utility (Rugby, Soccer)	40974A			1,605,000	
9	Util	Solid Waste	3. Enhancement	4	Automated Refuse Collection Trucks and Toters	New		2,799,000		
10	Util	Solid Waste	1. Re-investment	5	Compost Site Top Up	41084A			600,000	
11	Util	Solid Waste	3. Enhancement	6	Automated Organic Collection Trucks and Toters	New			2,280,000	
12	Util	Storm	3. Enhancement	7	Hydrocarbon Grit Interceptor Retrofit Program	40967A	50,000	200,000	2,160,000	
13	Util	Storm	1. Re-investment	8	Heritage Lakes Pond Outfall	40990A	200,000			
14	Util	Storm	1. Re-investment	9	Stormwater Mgmt System LOS Requirments	40942A	250,000	250,000	300,000	
15	Util	Storm	1. Re-investment	10	Stormwater Infrastructure Rehab	40975A	190,000	760,000	800,000	
16	Util	Storm	1. Re-investment	11	Grandin Stormwater Flow Diversion	New			50,000	
17	Util	Wastewater	1. Re-investment	12	Zoom Camera for Wastewater Mainline Inspections	41093A	18,000			
18	Util	Wastewater	1. Re-investment	13	Wastewater Rehabilitation Program	40960A	197,000	205,000	213,000	
19	Util	Wastewater	1. Re-investment	14	Wastewater Household Service Replacement	40961A	340,000	340,000	340,000	
20	Util	Wastewater	1. Re-investment	15	Wastewater Main Replacement	40962A	300,000	300,000	500,000	
21	Util	Wastewater	1. Re-investment	16	Collection System LOS Requirements	40943A	2,000,000	250,000	2,000,000	
22	Util	Wastewater	2. Growth	17	NE Forcemain	New	560,000			
23	Util	Wastewater	2. Growth	18	NE Lift Station Phase 1	New	900,000			
24	Util	Wastewater	2. Growth	19	Annexation Trunk Phase 1	New	1,000,000			
25	Util	Wastewater	2. Growth	20	Annexation Trunk Phase 2 for Villeneuve ASP	New			200,000	
26	Util	Wastewater	1. Re-investment	21	Wastewater Lift Station Rehabilitation	New			500,000	
27	Util	Water	1. Re-investment	22	Water System Infrastructure Rehabilitation	40997A	330,000	363,000	390,000	
28	Util	Water	1. Re-investment	23	Water Networks LOS Requirements	40945A	100,000	500,000	500,000	
29	Util	Water	2. Growth	24	South Water Reservoir and Pumphouse	40937A	1,100,000			
30	Util	Water	1. Re-investment	25	Oakmont Transmission Main Phase 1	40935A		2,100,000		
31	Util	Water	3. Enhancement	26	Oakmont Water Supply Line Phase 2	New			6,000,000	
32										
33	Total 2010 - 2012 Proposed Budget							9,710,000	9,387,000	18,438,000
34										
35										

	A	B	C	D	E	F	G	H	J	K	L
1	2010 - 2012 Proposed Utility Capital Budget (Unfunded)										
2	(Net costs per year - not incremental)										
3											
4	Division	Dept	Investment Need	No.	Project Name	Source	Proj No.	2010	2011	2012	
5											
6											
7					<u>Business Cases - Unfunded</u>						
8	Util	Storm	2. Growth	0	Deer Ridge Diversion Works & SWM Facility	New	2010				560,000
9	Util	Wastewater	2. Growth	0	NE Forcemain	New	2012	5,040,000			
10	Util	Wastewater	2. Growth	0	NE Lift Station Phase 1	New	2011	7,770,000			
11	Util	Wastewater	2. Growth	0	Annexation Trunk Phase 1	New	2012	9,120,000			
12	Util	Water	2. Growth	0	Oversizing Water Mains through Developments	New	2010				150,000
13	Util	Water	2. Growth	0	Oakmont Transmission Main Phase 2	New	2010		720,000		6,500,000
14											
15					2010 - 2012 Proposed Budget (Unfunded)			-	22,650,000		7,210,000
16											
17											



Attachment 4

	A	B	C	D	E	F	G	H	J	K	L
1	2010 - 2012 Proposed Utility Capital Budget Reconciliation										
2	(Net costs per year - not incremental)										
3							X Amendment		Revised		Proposed
4	Division	Dept	Investment Need	No.	Project Name	Source	Proj No.	2010	2011	2012	
5											
6											
7					<u>2009 - 2011 Approved Projects</u>						
8	Util	Solid Waste	1. Re-investment	1	Compost Site Top Up	X Budget	41084A	600,000	150,000		
9	Util	Solid Waste	1. Re-investment	2	Riel Park Former Landfill Site Remediation	X Budget	40974A	2,175,000			
10	Util	Storm	3. Enhancement	3	Hydrocarbon Grit Interceptor Retrofit Program	Budget	40967A	50,000	200,000	2,160,000	
11	Util	Storm	1. Re-investment	4	Heritage Lakes Pond Outfall	Budget	40990A	200,000			
12	Util	Storm	1. Re-investment	5	Stormwater Mgmt System LOS Requirements	Budget	40942A	250,000	250,000	300,000	
13	Util	Storm	1. Re-investment	6	Stormwater Infrastructure Rehab	X Budget	40975A	690,000	760,000	800,000	
14	Util	Storm	2. Growth	7	Deer Ridge Diversion Works & SWM Facility	X Budget	41115A		560,000	5,580,000	
15	Util	Wastewater	1. Re-investment	8	Zoom Camera for Wastewater Mainline Inspections	Budget	41093A	18,000			
16	Util	Wastewater	1. Re-investment	9	Wastewater Rehabilitation Program	Budget	40960A	197,000	205,000	213,000	
17	Util	Wastewater	1. Re-investment	10	Wastewater Household Service Replacement	Budget	40961A	340,000	340,000	340,000	
18	Util	Wastewater	1. Re-investment	11	Wastewater Main Replacement	X Budget	40962A	500,000	500,000	500,000	
19	Util	Wastewater	1. Re-investment	12	Collection System LOS Requirements	Budget	40943A	2,000,000	250,000	2,000,000	
20	Util	Water	1. Re-investment	13	Oakmont distribution Water Main Phase 2	X Budget	41039A	180,000	1,620,000		
21	Util	Water	2. Growth	14	South Water Reservoir - Location and Land	X Budget	40937A	225,000			
22	Util	Water	1. Re-investment	15	Water System Infrastructure Rehabilitation	Budget	40997A	330,000	363,000	390,000	
23	Util	Water	1. Re-investment	16	Water Networks LOS Requirements	X Budget	40945A	500,000	500,000	500,000	
24	Util	Water	1. Re-investment	17	Oakmont Distribution Main Phase 1	X Budget	40935A	1,980,000			
25											
26					2009 - 2011 Approved Capital Budget			10,235,000	5,698,000	12,783,000	
27											
28					<u>Amendments</u>						
29	Util	Solid Waste	1. Re-investment		Compost Site Top Up	Budget	41084A	(600,000)	(150,000)		
30	Util	Solid Waste	1. Re-investment		Compost Site Top Up	ADJ	41084A			600,000	
31											
32	Util	Solid Waste	1. Re-investment		Riel Park Former Landfill Site Remediation	Budget	40974A	(2,175,000)			
33	Util	Solid Waste	1. Re-investment		Riel Park Redevelopment Phase 2 Utility (Rodeo, BMX,	ADJ	2010	2,175,000			
34	Util	Solid Waste	1. Re-investment		Riel Park Redevelopment Phase 3 Utility (Rugby, Soccer)	ADJ	2011		1,320,000		
35	Util	Solid Waste	1. Re-investment		Riel Park Redevelopment Phase 4 Utility (Rugby, Soccer)	ADJ	2012			1,605,000	
36											
37	Util	Storm	1. Re-investment		Stormwater Infrastructure Rehab	Budget	40975A	(690,000)	(760,000)	(800,000)	
38	Util	Storm	1. Re-investment		Stormwater Infrastructure Rehab	ADJ	40975A	190,000	760,000	800,000	
39											
40	Util	Storm	2. Growth		Deer Ridge Diversion Works & SWM Facility	ADJ	41115A		(560,000)	(5,580,000)	
41											
42	Util	Wastewater	1. Re-investment		Wastewater Main Replacement	Budget	40962A	(500,000)	(500,000)	(500,000)	
43	Util	Wastewater	1. Re-investment		Wastewater Main Replacement	ADJ	40962A	300,000	300,000	500,000	
44											
45	Util	Water	1. Re-investment		Oakmont distribution Water Main Phase 2	ADJ	41039A	(180,000)	(1,620,000)		
46											
47	Util	Water	2. Growth		South Water Reservoir - Location and Land	Budget	40937A	(225,000)			
48	Util	Water	2. Growth		South Water Reservoir and Pumphouse	New	2010	1,100,000			
49											
50	Util	Water	1. Re-investment		Water Networks LOS Requirements	Budget	40945A	(500,000)	(500,000)	(500,000)	
51	Util	Water	1. Re-investment		Water Networks LOS Requirements	ADJ	40945A	100,000	500,000	500,000	
52											
53	Util	Water	1. Re-investment		Oakmont Distribution Main Phase 1	Budget	40935A	(1,980,000)			
54	Util	Water	1. Re-investment		Oakmont Transmission Main Phase 1	ADJ	40935A		2,100,000		
55											
56											
57					<u>New Projects</u>						
58	Util	Solid Waste	3. Enhancement	18	Automated Refuse Collection Trucks and Toters	New	2011		2,799,000		
59	Util	Solid Waste	3. Enhancement	19	Automated Organic Collection Trucks and Toters	New	2012			2,280,000	
60	Util	Storm	1. Re-investment	20	Grandin Stormwater Flow Diversion	New	2012			50,000	
61	Util	Wastewater	2. Growth	21	NE Forcemain	New	2010	560,000			
62	Util	Wastewater	2. Growth	22	NE Lift Station Phase 1	New	2010	900,000			
63	Util	Wastewater	2. Growth	23	Annexation Trunk Phase 1	New	2010	1,000,000			
64	Util	Wastewater	2. Growth	24	Annexation Trunk Phase 2 for Villeneuve ASP	New	2012			200,000	
65	Util	Wastewater	1. Re-investment	25	Wastewater Lift Station Rehabilitation	New	2012			500,000	
66	Util	Water	3. Enhancement	26	Oakmont Water Supply Line Phase 2	New	2012			6,000,000	
67											
68					Total Amendments			(525,000)	3,689,000	5,655,000	
69											
70					Total 2010 - 2012 Proposed Budget	26		9,710,000	9,387,000	18,438,000	
71											
72											

Attachment 5



	A	B	C	D	E	F	G	H	J	K	L
1	2010 - 2012 Proposed Utility Capital Budget Project Descriptions										
2	(Net costs per year - not incremental)										
3									Revised	Proposed	
4	Division	Dept	Investment Need	No.	Project Name	Project Description	Proj No.	2010	2011	2012	
5	Util	Solid Waste	1. Re-investment	1	Riel Park Redevelopment Phase 2 Utility (Rodeo, BMX, Rotary)	This is phase 2 of the Riel Park Reclamation plan that includes capping and grading the site as part of the former landfill risk management action plan. The 2009 funds will be used to complete the design associated with the demolition, site grading and existing facility reinstatement. A separate business case will be presented to outline the capital improvements to the Riel redevelopment program as outlined in the overall site master plan	40974A	2,175,000			
6											
7	Util	Solid Waste	1. Re-investment	2	Riel Park Redevelopment Phase 3 Utility (Rugby, Soccer)	This is phase 2 of the Riel Park Reclamation plan that includes capping and grading the site as part of the former landfill risk management action plan. The 2009 funds will be used to complete the design associated with the demolition, site grading and existing facility reinstatement. A separate business case will be presented to outline the capital improvements to the Riel redevelopment program as outlined in the overall site master plan	40974A		1,320,000		
8											
9	Util	Solid Waste	1. Re-investment	3	Riel Park Redevelopment Phase 4 Utility (Rugby, Soccer)	This is phase 2 of the Riel Park Reclamation plan that includes capping and grading the site as part of the former landfill risk management action plan. The 2009 funds will be used to complete the design associated with the demolition, site grading and existing facility reinstatement. A separate business case will be presented to outline the capital improvements to the Riel redevelopment program as outlined in the overall site master plan	40974A			1,605,000	
10											
11	Util	Solid Waste	3. Enhancement	4	Automated Refuse Collection Trucks and Toters	The solid waste review conducted by Sonevera International Inc. identified and recommended automating solid waste collection. In a reports submitted to Council earlier this year, they identified the cost to automate refuse collection. The business case below identifies the capital costs for new truck and toters. The impact on operations will be offset by rate adjustments as identified in the solid waste and utility models.	New		2,799,000		
12											
13	Util	Solid Waste	1. Re-investment	5	Compost Site Top Up	The City of St. Albert does not presently have a permanent compost facility. The dollars requested in the business case, are to partner with Public Works when constructing a snow storage facility to locate the compost facility on the same site. The cost for a portion of land, servicing and construction is included in this business case. Dollars have/will be carried forward from 2004 and 2008 budget in the amount of \$900,000. It is still unknown of where the site will be located.	41084A			600,000	
14											
15	Util	Solid Waste	3. Enhancement	6	Automated Organic Collection Trucks and Toters	The solid waste review conducted by Sonevera International Inc. identified and recommended automating organic waste collection. In a report submitted to Council earlier this year, they identified the cost to automate curb side organics collection. The business case below identifies the capital costs for new trucks and toters. The impact on operations will be offset by rate adjustments as identified in the solid waste and utility models.	New			2,280,000	
16											
17											



	A	B	C	D	E	F	G	H	J	K	L
1	2010 - 2012 Proposed Utility Capital Budget Project Descriptions										
2	(Net costs per year - not incremental)										
3									Revised	Proposed	
4	Division	Dept	Investment Need	No.	Project Name	Project Description	Proj No.	2010	2011	2012	
18	Util	Storm	3. Enhancement	7	Hydrocarbon Grit Interceptor Retrofit Program	This initiative will accomplish the following: implement a recommendation from the Storm water master plan, lower the sediment load to the Sturgeon River in select locations, intercept a portion of the Hydrocarbons contained within Storm water flows, act on a council recommendation, and lower the increase of flooding in the long term.	40967A	50,000	200,000	2,160,000	
19	Util	Storm	1. Re-investment	8	Heritage Lakes Pond Outfall	The utility master plan indicated a potential flood risk to adjacent properties surrounding this facility. Upon further review the risk is associated to the outfall. This project will retrofit the existing outfall and provide access to mitigate the risk.	40990A	200,000			
20	Util	Storm	1. Re-investment	9	Storm water Mgmt System LOS Requirements	The Utility master plan indicated a need for level of service improvements through out the storm drainage system. This program will begin to address these LOS locations on a priority basis addressing additional capacity requirements.	40942A	250,000	250,000	300,000	
21	Util	Storm	1. Re-investment	10	Storm water Infrastructure Rehab	Storm water infrastructure to be rehabilitated under this program is prioritized based on available inspection data and historical operation and maintenance information. Rehabilitation work to be conducted under this program may include outfall repairs, catch basin repairs, manhole repairs, storm main relining, storm pond cleaning, or landscaping and erosion protection around storm structures, among other activities, and will vary from year-to-year depending on the specific storm water infrastructure that has been prioritized for repair in that year.	40975A	190,000	760,000	800,000	
22	Util	Storm	1. Re-investment	11	Grandin Storm water Flow Diversion	Based on the UMP there is a potential for severe storm events to create a flood potential in the grandin neighbourhood. This initiative will explore the concept of diverging the major surface flows towards the Grandin pond and thus lower the flood risk in this area.	New			50,000	
23	Util	Wastewater	1. Re-investment	12	Zoom Camera for Wastewater Mainline Inspections	Utilizing this camera will give our operators a quick look at the condition of a mainline without having to set up confined space entry equipment and without having to complete a full out inspection of the mainline.	41093A	18,000			
24	Util	Wastewater	1. Re-investment	13	Wastewater Rehabilitation Program	Various rehabilitation initiatives for the City's wastewater collection system including: -Inflow & Infiltration reduction (roof leader extension, sump pumps, rain gauges, flow analysis) -Wastewater flow monitoring equipment and data analysis for City's wastewater model calibration -Flush and CCTV Large diameter lines for rehabilitation assessment -Long term root reduction program (mainline herbicide applications, equipment replacement) -Infrastructure inventory database update	40960A	197,000	205,000	213,000	
25	Util	Wastewater	1. Re-investment	14	Wastewater Household Service Replacement	The City of St. Albert has initiated a program in which citizens can share in the replacement of wastewater service connections to their homes. The homeowner pays for the line replacement on private property; while the City pays for the line on City property. The average cost to the City is \$4,000 per service. This program is very popular and currently a backlog of approximately 340 homes exists.	40961A	340,000	340,000	340,000	
26											
27											
28											
29											
30											
31											
32											
33											



	A	B	C	D	E	F	G	H	J	K	L
1	2010 - 2012 Proposed Utility Capital Budget Project Descriptions										
2	(Net costs per year - not incremental)										
3									Revised		Proposed
4	Division	Dept	Investment Need	No.	Project Name	Project Description	Proj No.	2010	2011	2012	
	Util	Wastewater	1. Re-investment	15	Wastewater Main Replacement	This ongoing initiative enables the City to proactively address the rehabilitation of structurally deficient pipes in the wastewater collection system. The goal of this program is to repair pipes before they degrade to such a point that there is serious risk of catastrophic failure, after which the costs of repair increase significantly and negatively impact the level of service provided by this infrastructure until repair is completed.	40962A	300,000	300,000	500,000	
34											
35	Util	Wastewater	1. Re-investment	16	Collection System LOS Requirements	The Utility masterplan indicated a need for level of service improvements throughout the wastewater collection system. This program will begin to address these LOS locations on a priority basis addressing additional capacity requirements.	40943A	2,000,000	250,000	2,000,000	
36											
37	Util	Wastewater	2. Growth	17	NE Force main	Development within the annexation area will require wastewater servicing. This project represent the design component of the construction of a force main from a proposed lift station to the ACRWC acceptance point.	New	560,000			
38											
39	Util	Wastewater	2. Growth	18	NE Lift Station Phase 1	Development within the annexation area will require wastewater servicing. This project represents the design component of the construction of a lift station in the northeast sector of the annexation area.	New	900,000			
40											
41	Util	Wastewater	2. Growth	19	Annexation Trunk Phase 1	Development within the annexation area will require wastewater servicing. This project represents the design component of the construction of a trunk sewer spanning from St Albert Road to the NE lift station.	New	1,000,000			
42											
43	Util	Wastewater	2. Growth	20	Annexation Trunk Phase 2 for Villeneuve ASP	The City is working on the Villeneuve ASP. This project represents the construction component of the required trunk sewer project to support development of the lands.	New			200,000	
44											
45	Util	Wastewater	1. Re-investment	21	Wastewater Lift Station Rehabilitation	A comprehensive study of the City's lift stations in 2006 indicated a need to upgrade the facilities. These upgrades range from minor repairs to address safety issue to a full reconstruction of the facility. This project will address the Gate Avenue lift station	New			500,000	
46											
47	Util	Water	1. Re-investment	22	Water System Infrastructure Rehabilitation	This program will focus on replacement of water appurtenances, which are in need of major rehabilitation or can no longer be maintained by City staff. At the top of the priority list are 30 fire hydrants that we can no longer obtain maintenance/ repair parts for. Other items on the list include but are not limited to: hydrant isolation valves, mainline valves, and pressure reducing valves.	40997A	330,000	363,000	390,000	
48											
49	Util	Water	1. Re-investment	23	Water Networks LOS Requirements	The utility master plan indicated a need for level of service improvements through out the water distribution network. This program will begin to address these LOS locations on a priority basis addressing additional capacity, reliability and redundancy within the network by building new water mains in strategic locations throughout the city.	40945A	100,000	500,000	500,000	
50											
51											




	A	B	C	D	E	F	G	H	J	K	L
1	2010 - 2012 Proposed Utility Capital Budget Project Descriptions										
2	(Net costs per year - not incremental)										
3									Revised		Proposed
4	Division	Dept	Investment Need	No.	Project Name	Project Description	Proj No.	2010	2011	2012	
52	Util	Water	2. Growth	24	South Water Reservoir and Pump house	The utility master plan indicated a need for a new water reservoir and pump house to support future growth. Though the construction of this facility is not required until 2015 a study to examine the best location for the facility is warranted at this time. The study would identify the best location followed in the subsequent year of acquiring the land.	40937A	1,100,000			
53	Util	Water	1. Re-investment	25	Oakmont Distribution Main Phase 1	Review of the water network indicated an need to improve the water flow and provide redundancy within the water system. This project includes the design and construction of a water main within the Oakmont neighbourhood	40935A		2,100,000		
54	Util	Water	3. Enhancement	26	Oakmont Water Supply Line Phase 2	This project will complete the water supply line first initiated in 2007. The water supply agreement with Morinville ends in 2012 and the construction of this facility will enable the city to mutually terminate the contract. There are provisions in the agreement to extend the timeline however considering the demand for additional flows from both Morinville and its customers it may not be viable. The engineering design has been completed for this phase of construction	New				6,000,000
55											
56											
57											
58	2010 - 2012 Proposed Budget								9,710,000	9,387,000	18,438,000
59											




	A	B	C	D	E	F	G	H	J	K	L
1	2010 - 2012 Proposed Utility Capital Budget Project Descriptions (Unfunded)										
2	(Net costs per year - not incremental)										
3											
4	Division	Dept	Investment Need	No.	Project Name	Project Description	Proj No.	2010	2011	2012	
5											
6	Util	Storm	2. Growth	1	Deer Ridge Diversion Works & SWM Facility	This project represents the design component of stormwater management facilities that support development within the annexation area and improves the level of service within the existing Deer Ridge neighborhood.	New			560,000	
7											
8	Util	Wastewater	2. Growth	2	NE Forcemain	Development within the annexation area will require wastewater servicing. This project represents the design component of the construction of a force main from a proposed lift station to the ACRWC acceptance point.	New		5,040,000		
9											
10	Util	Wastewater	2. Growth	3	NE Lift Station Phase 1	Development within the annexation area will require wastewater servicing. This project represents the design component of the construction of a lift station in the northeast sector of the annexation area.	New		7,770,000		
11											
12	Util	Wastewater	2. Growth	4	Annexation Trunk Phase 1	Development within the annexation area will require wastewater servicing. This project represents the design component of the construction of a trunk sewer spanning from St Albert Road to the NE lift station.	New		9,120,000		
13											
14	Util	Water	2. Growth	5	Oversizing Water Mains through Developments	As new developments are designed their will be requirements to upsize components on the water network to support future neighborhoods. This fund will be established by the offsite levy process and will fund the required increase in pipe size for water mains. Developers will be required to build up to and including a 300mm pipe as directed by the city.	New			150,000	
15											
16	Util	Water	2. Growth	6	Oakmont Transmission Main Phase 2	Review of the water network indicated an need to improve the water flow and provide reliability and redundancy within the system. This project includes the desing and construction of a water main within the Oakmont and Erin ridge neighborhoods. Originally scheduled to begin in 2010 this initiative has been differed by one year due to reduced development pressures.	New		720,000	6,500,000	
17											
18											
19	Total 2010 - 2012 Proposed Budget (Unfunded)								-	22,650,000	7,210,000
20											
21											

Attachment 6


CITY OF ST. ALBERT														
2010-2012 PROPOSED UTILITY CAPITAL BUDGET FUNDING														
September 23, 2009														
2010 UTILITY CAPITAL BUDGET														
														
No.	Dept	Investment Need	Project Name	Proj No.	Budget Request	PAYG	Reserves	AMIP Grant (35%)	NDCC Grant (50%)	MSI Grant (max \$1,000,000) (85%x 35 %)	MSI Grant (max \$1,000,000) 15 %	Debt	Total	
8	15	Solid Waste	1. Re-investment	Compost Site Top Up	41084A	600,000		600,000					600,000	
9	16	Solid Waste	1. Re-investment	Riel Park Former Landfill Site Remediation	40974A	2,175,000	2,175,000						2,175,000	
10	7	Storm	1. Re-investment	Heritage Lakes Pond Outfall	40990A	200,000				200,000			200,000	
11	8	Storm	1. Re-investment	Stormwater Mgmt System LOS Requirements	40942A	250,000				250,000			250,000	
12	9	Storm	1. Re-investment	Stormwater Infrastructure Rehab	40975A	690,000				690,000			690,000	
13	5	Wastewater	1. Re-investment	Zoom Camera	41093A	18,000	18,000						18,000	
14	1	Wastewater	1. Re-investment	Wastewater Rehabilitation Program	40960A	197,000	197,000						197,000	
15	3	Wastewater	1. Re-investment	Wastewater Household Service Replacement	40961A	340,000	50,000	290,000					340,000	
16	4	Wastewater	1. Re-investment	Wastewater Main Replacement	40962A	500,000		500,000					500,000	
17	2	Wastewater	1. Re-investment	Collection System LOS Requirements	40943A	2,000,000		2,000,000					2,000,000	
18	14	Water	1. Re-investment	Oakmont Distribution Water Main Phase 2	41039A	180,000				180,000			180,000	
19	13	Water	1. Re-investment	Water System Infrastructure Rehabilitation	40997A	330,000				330,000			330,000	
20	11	Water	1. Re-investment	Water Networks LOS Requirements	40945A	500,000				500,000			500,000	
21	12	Water	1. Re-investment	Oakmont Distribution Water Main Phase 1	40935A	1,980,000	400,000		1,580,000				1,980,000	
22														
23	10	Water	2. Growth	South Water Reservoir	40937A	225,000				225,000			225,000	
24														
25	6	Storm	3. Enhancement	Hydrocarbon Grit Interceptor Retrofit Program	40967A	50,000				50,000			50,000	
26														
27				TOTAL UTILITY CAPITAL BUDGET		\$ 10,235,000	\$ -	\$ 2,840,000	\$ 3,390,000	\$ 1,580,000	\$ 2,425,000	\$ -	\$ -	\$ 10,235,000
28				BUDGET AMENDMENTS										
29	15	Solid Waste	1. Re-investment	Compost Site Top Up	41084A	(600,000)		(600,000)					(600,000)	
30	15	Solid Waste	1. Re-investment	Compost Site Top Up	41084A	-							-	
31														
32	16	Solid Waste	1. Re-investment	Riel Park Former Landfill Site Remediation	40974A	(2,175,000)	(2,175,000)						(2,175,000)	
33	16	Solid Waste	1. Re-investment	Riel Park Former Landfill Site Remediation	40974A	2,175,000		2,175,000					2,175,000	
34														
35	9	Storm	1. Re-investment	Stormwater Infrastructure Rehab	40975A	(690,000)				(690,000)			(690,000)	
36	9	Storm	1. Re-investment	Stormwater Infrastructure Rehab	40975A	190,000	190,000						190,000	
37														
38		Water	2. Growth	South Water Reservoir - Location and Land	40937A	(225,000)				(225,000)			(225,000)	
39		Water	2. Growth	South Water Reservoir and Pumphouse	ADJ	1,100,000				1,100,000			1,100,000	
40														
41	4	Wastewater	1. Re-investment	Wastewater Main Replacement	40962A	(500,000)		(500,000)					(500,000)	
42	4	Wastewater	1. Re-investment	Wastewater Main Replacement	40962A	300,000	300,000						300,000	
43														
44		Water	1. Re-investment	Oakmont distribution Water Main Phase 2	41039A	(180,000)				(180,000)			(180,000)	
45		Water	2. Growth	Oakmont Transmission Main Phase 2	ADJ	-							-	
46														
47		Water	1. Re-investment	Oakmont Distribution Main Phase 1	40935A	(1,980,000)	(400,000)		(1,580,000)				(1,980,000)	
48		Water	1. Re-investment	Oakmont Transmission Main Phase 1	ADJ	-							-	
49														
50	11	Water	1. Re-investment	Water Networks LOS Requirements	40945A	(500,000)				(500,000)			(500,000)	
51	11	Water	1. Re-investment	Water Networks LOS Requirements	ADJ	100,000	100,000						100,000	
52														
53	7	Storm	1. Re-investment	Heritage Lakes Pond Outfall	40990A	(200,000)				(200,000)			(200,000)	
54	7	Storm	1. Re-investment	Heritage Lakes Pond Outfall	40990A	200,000	200,000						200,000	
55														
56	8	Storm	1. Re-investment	Stormwater Mgmt System LOS Requirements	40942A	(250,000)				(250,000)			(250,000)	
57	8	Storm	1. Re-investment	Stormwater Mgmt System LOS Requirements	40942A	250,000	250,000						250,000	


	A	B	C	D	E	F	G	H	I	J	K	L	M	N	
1	CITY OF ST. ALBERT														
2	2010-2012 PROPOSED UTILITY CAPITAL BUDGET FUNDING														
3	September 23, 2009														
4	2010 UTILITY CAPITAL BUDGET														
5															
6	No.	Dept	Investment Need	Project Name	Proj No.	Budget Request	PAYG	Reserves	AMIP Grant (35%)	NDCC Grant (50%)	MSI Grant (max \$1,000,000) (85%x 35 %)	MSI Grant (max \$1,000,000) 15 %	Debt	Total	
58															
59	3	Wastewater	1. Re-investment	Wastewater Household Service Replacement	40961A	(340,000)		(50,000)	(290,000)					(340,000)	
60	3	Wastewater	1. Re-investment	Wastewater Household Service Replacement	40961A	340,000		340,000						340,000	
61															
62	2	Wastewater	1. Re-investment	Collection System LOS Requirements	40943A	(2,000,000)			(2,000,000)					(2,000,000)	
63	2	Wastewater	1. Re-investment	Collection System LOS Requirements	40943A	2,000,000			100,000	400,000	1,500,000			2,000,000	
64															
65	13	Water	1. Re-investment	Water System Infrastructure Rehabilitation	40997A	(330,000)					(330,000)			(330,000)	
66	13	Water	1. Re-investment	Water System Infrastructure Rehabilitation	40997A	330,000		330,000						330,000	
67															
68	6	Storm	3. Enhancement	Hydrocarbon Grit Interceptor Retrofit Program	40967A	(50,000)					(50,000)			(50,000)	
69	6	Storm	3. Enhancement	Hydrocarbon Grit Interceptor Retrofit Program	40967A	50,000			50,000					50,000	
70														-	
71				FUND NEW PROJECTS										-	
72		Wastewater	2. Growth	NE Forcemain	New	560,000						560,000		560,000	
73		Wastewater	2. Growth	NE Lift Station Phase 1	New	900,000						900,000		900,000	
74		Wastewater	2. Growth	Annexation Trunk Phase 1	New	1,000,000						1,000,000		1,000,000	
75														-	
76														-	
77	TOTAL BUDGET AMENDMENTS						\$ (525,000)	\$ -	\$ (915,000)	\$ (1,065,000)	\$ (1,180,000)	\$ 175,000	\$ 2,460,000	\$ -	\$ (525,000)
78							-								
79	TOTAL UTILITY CAPITAL BUDGET REVISED						\$ 9,710,000	\$ -	\$ 1,925,000	\$ 2,325,000	\$ 400,000	\$ 2,600,000	\$ 2,460,000	\$ -	\$ 9,710,000
88															
89															



A	B	C	D	E	F	G	H	I	J	K	L	M	N
CITY OF ST. ALBERT 2010-2012 PROPOSED UTILITY CAPITAL BUDGET FUNDING September 23, 2009 2011 UTILITY CAPITAL BUDGET													

6	No.	Dept	Investment Need	Project Name	Proj No.	Budget Request	PAYG	Reserves	AMIP Grant (35%)	NDCC Grant (50%)	MSI Grant (max \$1,000,000) (85%x 35 %)	MSI Grant (max \$1,000,000) 15 %	Debt	Total
7														
8	12	Solid Waste	1. Re-investment	Compost Site Top Up	41084A	150,000					150,000			150,000
9	6	Storm	1. Re-investment	Stormwater Mgmt System LOS Requirements	40942A	250,000					250,000			250,000
10	7	Storm	1. Re-investment	Stormwater Infrastructure Rehab	40975A	760,000					760,000			760,000
11	1	Wastewater	1. Re-investment	Wastewater Rehabilitation Program	40960A	205,000					205,000			205,000
12	2	Wastewater	1. Re-investment	Collection System LOS Requirements	40943A	250,000					250,000			250,000
13	3	Wastewater	1. Re-investment	Wastewater Household Service Replacement	40961A	340,000					340,000			340,000
14	4	Wastewater	1. Re-investment	Wastewater Main Replacement	40962A	500,000					500,000			500,000
15	10	Water	1. Re-investment	Water System Infrastructure Rehabilitation	40997A	363,000					363,000			363,000
16	9	Water	1. Re-investment	Water Networks LOS Requirements	40945A	500,000					500,000			500,000
17	11	Water	1. Re-investment	Oakmont Distribution Water Main Phase 2	41039A	1,620,000					1,620,000			1,620,000
18														
19	8	Storm	2. Growth	Deer Ridge Diversion Works & Swm Facility	41115A	560,000					560,000			560,000
20														
21	5	Storm	3. Enhancement	Hydrocarbon Grit Interceptor Retrofit Program ¹	40967A	200,000					200,000			200,000
22														
23	TOTAL UTILITY CAPITAL BUDGET					\$ 5,698,000	\$ -	\$ -	\$ -	\$ -	\$ 5,698,000	\$ -	\$ -	\$ 5,698,000
24				BUDGET AMENDMENTS										
25	12	Solid Waste	1. Re-investment	Compost Site Top Up	41084A	(150,000)					(150,000)			(150,000)
26	12	Solid Waste	1. Re-investment	Compost Site Top Up	41084A	-								-
27														
28		Solid Waste	1. Re-investment	Riel Park Former Landfill Site Remediation	40974A									-
29		Solid Waste	1. Re-investment	Riel Park Redevelopment Phase 3 Utility (Rugby, Soccer)	2011	1,320,000		1,320,000						1,320,000
30														-
31	7	Storm	1. Re-investment	Stormwater Infrastructure Rehab	40975A	(760,000)					(760,000)			(760,000)
32	7	Storm	1. Re-investment	Stormwater Infrastructure Rehab	40975A	760,000		760,000						760,000
33														
34		Storm	2. Growth	Deer Ridge Diversion Works & SWM Facility	41115A	(560,000)					(560,000)			(560,000)
35		Storm	2. Growth	Deer Ridge Diversion Works & SWM Facility	ADJ	-								-
36														-
37		Water	1. Re-investment	Oakmont distribution Water Main Phase 2	41039A	(1,620,000)					(1,620,000)			(1,620,000)
38														-
39		Water	1. Re-investment	Oakmont Distribution Main Phase 1	40935A									-
40		Water	1. Re-investment	Oakmont Transmission Main Phase 1	ADJ	2,100,000			1,100,000		1,000,000			2,100,000
41														-
42	6	Storm	1. Re-investment	Stormwater Mgmt System LOS Requirements	40942A	(250,000)					(250,000)			(250,000)
43	6	Storm	1. Re-investment	Stormwater Mgmt System LOS Requirements	40942A	250,000		250,000						250,000
44														
45	1	Wastewater	1. Re-investment	Wastewater Rehabilitation Program	40960A	(205,000)					(205,000)			(205,000)
46	1	Wastewater	1. Re-investment	Wastewater Rehabilitation Program	40960A	205,000		205,000						205,000
47														
48	2	Wastewater	1. Re-investment	Collection System LOS Requirements	40943A	(250,000)					(250,000)			(250,000)
49	2	Wastewater	1. Re-investment	Collection System LOS Requirements	40943A	250,000		250,000						250,000
50														
51	3	Wastewater	1. Re-investment	Wastewater Household Service Replacement	40961A	(340,000)					(340,000)			(340,000)
52	3	Wastewater	1. Re-investment	Wastewater Household Service Replacement	40961A	340,000		340,000						340,000
53														
54	4	Wastewater	1. Re-investment	Wastewater Main Replacement	40962A	(500,000)					(500,000)			(500,000)
55	4	Wastewater	1. Re-investment	Wastewater Main Replacement	40962A	300,000		300,000						300,000
56														
57	10	Water	1. Re-investment	Water System Infrastructure Rehabilitation	40997A	(363,000)					(363,000)			(363,000)

	A	B	C	D	E	F	G	H	I	J	K	L	M	N	
1	CITY OF ST. ALBERT														
2	2010-2012 PROPOSED UTILITY CAPITAL BUDGET FUNDING														
3	September 23, 2009														
4	2011 UTILITY CAPITAL BUDGET														
5															
6	No.	Dept	Investment Need	Project Name	Proj No.	Budget Request	PAYG	Reserves	AMIP Grant (35%)	NDCC Grant (50%)	MSI Grant (max \$1,000,000) (85%x 35 %)	MSI Grant (max \$1,000,000) 15 %	Debt	Total	
58	10	Water	1. Re-investment	Water System Infrastructure Rehabilitation	40997A	363,000		363,000						363,000	
59															
60	9	Water	1. Re-investment	Water Networks LOS Requirements	40945A	(500,000)					(500,000)			(500,000)	
61	9	Water	1. Re-investment	Water Networks LOS Requirements	40945A	500,000		500,000						500,000	
62														-	
63				FUND NEW PROJECTS										-	
64			3. Enhancement	Automated Refuse Collection Trucks and Toters	New	2,799,000							2,799,000	2,799,000	
65														-	
66	TOTAL BUDGET AMENDMENTS						\$ 3,689,000	\$ -	\$ 4,288,000	\$ -	\$ 1,100,000	\$ (4,498,000)	\$ -	\$ 2,799,000	\$ 3,689,000
67							-								
68	TOTAL UTILITY CAPITAL BUDGET REVISED						\$ 9,387,000	\$ -	\$ 4,288,000	\$ -	\$ 1,100,000	\$ 1,200,000	\$ -	\$ 2,799,000	\$ 9,387,000
69															
70															
71															
72															
73															
74															
75															

CITY OF ST. ALBERT													
2010-2012 PROPOSED UTILITY CAPITAL BUDGET FUNDING													
September 23, 2009													
2012 UTILITY CAPITAL BUDGET													
													
No.	Dept	Investment Need	Project Name	Proj No.	Budget Request	PAYG	Reserves	AMIP Grant (35%)	NDCC Grant (50%)	MSI Grant (max \$1,000,000) (85%x 35 %)	MSI Grant (max \$1,000,000) 15 %	Debt	Total
12	Solid Waste	1. Re-investment	Compost Site Top Up	41084A	600,000		600,000						600,000
			Riel Park Redevelopment Phase 4 Utility (Rugby, Soccer)	New	1,605,000		1,605,000						1,605,000
6	Storm	1. Re-investment	Stormwater Mgmnt System LOS Requirements	40942A	300,000		300,000						300,000
11	7 Storm	1. Re-investment	Stormwater Infrastructure Rehab	40975A	800,000		800,000						800,000
12	Storm	1. Re-investment	Grandin Stormwater Flow Diversion	New	50,000		50,000						50,000
13	1 Wastewater	1. Re-investment	Wastewater Rehabilitation Program	40960A	213,000		213,000						213,000
14	3 Wastewater	1. Re-investment	Wastewater Household Service Replacement	40961A	340,000		340,000						340,000
15	4 Wastewater	1. Re-investment	Wastewater Main Replacement	40962A	500,000		500,000						500,000
16	2 Wastewater	1. Re-investment	Collection System LOS Requirements	40943A	2,000,000		2,000,000						2,000,000
17	Wastewater	1. Re-investment	Wastewater Lift Station Rehabilitation	New	500,000		500,000						500,000
18	10 Water	1. Re-investment	Water System Infrastructure Rehabilitation	40997A	390,000		390,000						390,000
19	9 Water	1. Re-investment	Water Networks LOS Requirements	40945A	500,000		500,000						500,000
21	Wastewater	2. Growth	Annexation Trunk Phase 2 for Villeneuve ASP	New	200,000						200,000		200,000
23	Solid Waste	3. Enhancement	Automated Organic Collection Trucks and Toters	New	2,280,000					2,280,000			2,280,000
24	5 Storm	3. Enhancement	Hydrocarbon Grit Interceptor Retrofit Program	40967A	2,160,000		390,000			1,770,000			2,160,000
25	Water	3. Enhancement	Oakmont Water Supply Line Phase 2	New	6,000,000		300,000			5,700,000			6,000,000
TOTAL UTILITY CAPITAL BUDGET REVISED					\$ 18,438,000	\$	- \$ 8,488,000	\$	- \$	- \$ 9,750,000	\$ 200,000	\$	- \$ 18,438,000

Attachment 7

City of St. Albert

10 Year Utility Capital Plan

UPDATE FOR:
2010 - 2012 PROPOSED BUDGET
September 2009

Page 1 of 7	Cover Page
Page 2 of 7	Capital Financing Summary - Sources of funding available
Page 3 of 7	Grant Funding Summary - Detail grant summary available
Page 4 of 7	10 Year Utility Capital Plan - Presented by Investment Need and Asset Category

	B	C	D	E	F	H	I	J	K	L	M	N	O	P	Q	R
1																
2			10-YEAR UTILITY CAPITAL FINANCING SUMMARY													
3																
4																
5																
6																
7																
8																
9																
10																
11																
12																
13																
14																
15																
16																
17																
18																
19																
20																
21																
22																
23																
24																
25																
26																
27																
28																
29																
30																
31																
32																
33																
34																
35																
36																
37																
38																
39																
40																
41																
42																
43																

	B	C	D	E	F	H	I	J	K	L	M	N	O	P	Q	R
44	Grant Funding															
45																
46				1	2	3	4	5	6	7	8	9	10	1 - 10		
46	SOURCES OF FUNDS			2010	2011	2012	2013	2014	2015	2016	2017	2018	2019	Total		
47	Basic Capital Grant			3,463,140	3,463,140	3,463,140	3,463,140	3,463,140	3,463,140	3,463,140	3,463,140	3,463,140	3,463,140	3,463,140	3,463,140	34,631,400
48	Prior Year Grant Carry-Over															0
49																
50	Federal Gas Tax (NDCC New Deal for Cities & Communities)			1,520,554												1,520,554
51	Utility allocation (50%)				50%	0										0
52	Prior Year Grant Carry-Over					1,520,554										
53	Municipal allocation (50%)				50%	0	0	0	0	0	0	0	0	0	0	0
54	Prior Year Grant Carry-Over															0
55																
56	Provincial (AMIP Alberta Municipal Infrastructure Program)			2,348,699	0	0	0	0	0	0	0	0	0	0	1	2,348,700
57	Utility allocation				35%											0
58	Prior Year Grant Carry-Over					2,348,699										
59	Municipal allocation				65%											0
60	Prior Year Grant Carry-Over															0
61																
62	Provincial MSI Municipal Sustainability Initiative			15,355,606	15,355,606	15,355,606	15,355,606	15,355,606	15,355,606	15,355,606	15,355,606	0	0	0	0	107,489,245
63	Allocation Growth Development Initiative				15%	2,303,340	2,303,340	2,303,340	2,303,340	2,303,340	2,303,340	-	-	-	-	16,123,380
64	Utility allocation				30%	4,568,293	4,568,293	4,568,293	4,568,293	4,568,293	4,568,293	-	-	-	-	31,978,053
65	Prior Year Grant Carry-Over					-	64,619									
66	Municipal allocation				55%	8,483,973	8,483,973	8,483,973	8,483,973	8,483,973	8,483,973	-	-	-	-	59,387,812
67	Prior Year Grant Carry-Over															0
68																
69	Federal Transit Grant													0	1	1
70	Prior Year Grant Carry-Over															0
71																
72	Other Grants			0	0	0	0	0	0	0	0	0	0	0	0	0
73	MSI - Affordable Housing Grant															
74	CFEP - Community Facility Enhancement Project															0
75	CAMRIF - Canada Alberta Muni Rural Infrastructure Fund															0
76	MCFP - Major Community Facilities Project															0
77																
78	TOTAL PRIOR YEAR GRANT CARRY-OVER			0	0	0	0	0	0	0	0	0	0	0	0	0
79																
80	TOTAL CAPITAL GRANTS AVAILABLE			22,687,999	18,818,746	18,818,746	18,818,746	18,818,746	18,818,746	18,818,746	18,818,746	3,463,140	3,463,140	3,463,142	145,989,900	
81																
82	TOTAL ALLOCATION TO UTILITIES			8,372,927	4,568,293	4,568,293	4,568,293	4,568,293	4,568,293	4,568,293	4,568,293	0	0	0	35,782,687	
83																
84	TOTAL ALLOCATION TO MUNICIPAL FUND			11,947,113	11,947,113	11,947,113	11,947,113	11,947,113	11,947,113	11,947,113	11,947,113	3,463,140	3,463,140	3,463,141	94,019,213	
85																
86	TOTAL ALLOCATION TO GROWTH UTILITY DEVELOPMENT			3,934,655	2,303,340	2,303,340	2,303,340	2,303,340	2,303,340	2,303,340	2,303,340	0	0	0	17,754,695	
87																

	A	B	C	D	F	G	H	I	J	K	L	M	N	O	P	
1	CITY OF ST. ALBERT															
2	10 YEAR UTILITY CAPITAL PLAN 2010 - 2019															
3	2010 - 2012 Proposed Budget															
4	SEPTEMBER 2009															
5																
6																
7	Funding Source	Investment Need	Asset Category	Project Name	Year	Preliminary Cost Estimate - 10% to +25%			Conceptual Cost Estimate - 25% to +50%							
8	FUNDED	1. Re-investment	Water		2010	2011	2012	2013	2014	2015	2016	2017	2018	2019	Grand Total	
9				Oakmont Pumphouse_pump Upgrades				300,000							300,000	
10				Utility Master Plan A (water)				125,000			260,000				385,000	
11				Water System Infrastructure Rehabilitation	330,000	363,000	390,000	410,000	440,000	470,000	500,000	530,000	560,000	560,000	4,553,000	
12				Water Network LOS Requirements	100,000	500,000	500,000	500,000	500,000	500,000	500,000	500,000	500,000	500,000	4,600,000	
13				North Reservoir Land									2,500,000		2,500,000	
14				Oakmont Distribution Water Main Phase 1		2,100,000									2,100,000	
15				Scada_radio_upgrades For Water Pumping Stations				50,000				50,000			100,000	
16				Sturgeon Heights Pumphouse Upgrades							1,500,000	30,000,000			31,500,000	
17				Water Total	430,000	2,963,000	890,000	1,385,000	940,000	970,000	1,000,000	2,840,000	33,560,000	1,060,000	46,038,000	
18				Wastewater												
19				Wastewater Rehabilitation Program	197,000	205,000	213,000	221,000	229,000	237,000	245,000	253,000	261,000	261,000	2,322,000	
20				Wastewater Household Service Replacement	340,000	340,000	340,000	200,000	200,000	200,000	200,000	200,000	200,000	200,000	2,420,000	
21				Wastewater Main Replacement	300,000	300,000	500,000	500,000	500,000	500,000	500,000	500,000	500,000	500,000	4,600,000	
22				Utility Master Plan A (wastewater)				125,000			260,000				385,000	
23				Collection System LOS Requirements	2,000,000	250,000	2,000,000	250,000	2,000,000	200,000	2,000,000				8,700,000	
24				Wastewater Scada_radio System Upgrade				50,000				50,000			100,000	
25				Zoom Camera	18,000					20,000					38,000	
26				Wastewater Lift Stations Rehabilitation			500,000	4,500,000				500,000			5,500,000	
27				Wastewater Total	2,855,000	1,095,000	3,553,000	5,846,000	2,929,000	1,157,000	2,945,000	1,763,000	961,000	961,000	24,065,000	
28				Storm Water												
29				Heritage Lakes Pond Outfall	200,000										200,000	
30				Utility Master Plan A (storm)				125,000			260,000				385,000	
31				Stormwater Infrastructure Rehab	190,000	760,000	800,000	840,000	890,000	920,000	950,000	980,000	1,010,000	1,040,000	8,380,000	
32				Grandin Diversion Works	-	-	50,000	400,000							450,000	
33				Stormwater Mgmt System LOS Requirements	250,000	250,000	300,000	1,680,000	1,770,000	1,830,000	1,890,000	1,950,000	2,010,000	2,070,300	14,000,300	
34				Sediment Removal (Sturgeon River)				2,000,000							2,000,000	
35				South Campbell Swm Facility				6,210,000							6,210,000	
36				Storm Water Total	640,000	1,010,000	1,150,000	11,255,000	2,660,000	2,750,000	2,840,000	3,190,000	3,020,000	3,110,300	31,625,300	
37				Solid Waste												
38				Compost Site Top Up			600,000	150,000							750,000	
39				2nd Recycle Facility In Nw Quadrant							800,000				800,000	
40				Recycle Bin/RecycleYard Improvements				25,000	25,000				25,000		75,000	
41				Riel Park Redevelopment Utility- Phase 2 (Rodeo, BMX, Rotary)	2,175,000										2,175,000	
42				Riel Park Redevelopment Utility - Phase 3 (Rugby, Soccer)		1,320,000									1,320,000	
43				Riel Park Redevelopment Utility - Phase 4 (Rugby, Soccer)			1,605,000								1,605,000	
44				Solid Waste Total	2,175,000	1,320,000	2,205,000	175,000	25,000	-	-	800,000	25,000	-	6,725,000	
45				1. Re-investment Total	6,100,000	6,388,000	7,798,000	18,661,000	6,554,000	4,877,000	6,785,000	8,593,000	37,566,000	5,131,300	108,453,300	

	A	B	C	D	F	G	H	I	J	K	L	M	N	O	P	
1	CITY OF ST. ALBERT															
2	10 YEAR UTILITY CAPITAL PLAN 2010 - 2019															
3	2010 - 2012 Proposed Budget															
4	SEPTEMBER 2009															
5																
6																
7	Funding S	Investment Need	Asset Category	Project Name	Year	Preliminary Cost Estimate - 10% to +25%			Conceptual Cost Estimate - 25% to +50%							Grand Total
						1	2	3	4	5	6	7	8	9	10	
						2010	2011	2012	2013	2014	2015	2016	2017	2018	2019	
46		2. Growth	Water													
47				South Water Reservoir and Pumphouse		1,100,000										1,100,000
48			Sub-Total Water			1,100,000	-	-	-	-	-	-	-	-	-	1,100,000
49			Wastewater													
50				Ne Forcemain		560,000										560,000
51				Ne Lift Station Phase 1		900,000										900,000
52				Phase 1 North Annexation Trunk		1,000,000										1,000,000
53				Annexation Trunk Phase 2 for Villeneuve ASP				200,000								200,000
54			Sub-Total Wastewater			2,460,000	-	200,000	-	-	-	-	-	-	-	2,660,000
55			Storm Water													
56			Sub-Total Storm Water			-	-	-	-	-	-	-	-	-	-	-
57			Solid Waste													
58			Sub-Total Solid Waste													
59																
60																
61			2. Growth Total			3,560,000	-	200,000	-	-	-	-	-	-	-	3,760,000
62		3. Enhancement	Water													
63				Oakmont Water Supply Line Phase 2				6,000,000								6,000,000
64			Sub-Total Water			-	-	6,000,000	-	-	-	-	-	-	-	6,000,000
65			Wastewater													
66			Sub-Total Wastewater			-	-	-	-	-	-	-	-	-	-	-
67			Storm Water													
68				Hydrocarbon_grit Interceptor_retrofit Program		50,000	200,000	2,160,000								2,410,000
69			Sub-Total Storm Water			50,000	200,000	2,160,000	-	-	-	-	-	-	-	2,410,000
70			Solid Waste													
71				Automated Refuse Collection			2,799,000									2,799,000
72				Automated Organic Collection				2,280,000								2,280,000
73			Sub-Total Solid Waste			-	2,799,000	2,280,000	-	-	-	-	-	-	-	5,079,000
74																
75																
76																
77																
78			3. Enhancement			50,000	2,999,000	10,440,000	-	-	-	-	-	-	-	13,489,000
79			FUNDED Total			9,710,000	9,387,000	18,438,000	18,661,000	6,554,000	4,877,000	6,785,000	8,593,000	37,566,000	5,131,300	125,702,300

	A	B	C	D	F	G	H	I	J	K	L	M	N	O	P	
1	CITY OF ST. ALBERT															
2	10 YEAR UTILITY CAPITAL PLAN 2010 - 2019															
3	2010 - 2012 Proposed Budget															
4	SEPTEMBER 2009															
5																
6																
7	Funding	Investment Need	Asset Category	Project Name	Year	Preliminary Cost Estimate - 10% to +25%			Conceptual Cost Estimate - 25% to +50%							Grand Total
80	UNFUNDED	1. Re-investment	Water		2010	2011	2012	2013	2014	2015	2016	2017	2018	2019		
81															-	
82															-	
83			Water Total		-	-	-	-	-	-	-	-	-	-	-	
84			Wastewater												-	
85															-	
86															-	
87			Wastewater Total		-	-	-	-	-	-	-	-	-	-	-	
88			Storm Water												-	
89															-	
90															-	
91			Storm Water Total		-	-	-	-	-	-	-	-	-	-	-	
92			Solid Waste												-	
93															-	
94															-	
95			Solid Waste Total		-	-	-	-	-	-	-	-	-	-	-	
96			1. Re-investment Total		-	-	-	-	-	-	-	-	-	-	-	
97			2. Growth												-	
98			Water												-	
99				South Water Reservoir and Pumphouse										3,000,000	3,000,000	
100				Oakmont Transmission Main Phase 2		720,000	6,500,000								7,220,000	
101				Oversizing Water Mains thru Developments			150,000	150,000	155,000	158,000	163,000	173,000	178,000	184,000	1,311,000	
102			Sub-Total Water		-	720,000	6,650,000	150,000	155,000	158,000	163,000	173,000	178,000	184,000	11,531,000	
103			Wastewater												-	
104				Ne Forcemain		5,040,000									5,040,000	
105				Ne Lift Station Phase 1		7,770,000									7,770,000	
106				Phase 1 North Annexation Trunk		9,120,000									9,120,000	
107				Phase 2 North Annexation Trunk_completion Of The Trunk					200,000	1,200,000					1,400,000	
108				Annexation Trunk Phase 2 for Villeneuve ASP				1,100,000							1,100,000	
109				St. Albert North Interceptor Phase 2b				600,000	4,760,000						5,360,000	
110				St. Albert North Interceptor Phase 3						2,000,000	23,650,000				25,650,000	
111			Sub-Total Wastewater		-	21,930,000	-	1,700,000	4,960,000	3,200,000	23,650,000	-	-	-	55,440,000	
112			Storm Water												-	
113				Deer Ridge Diversion Works And Swm Facility			560,000	5,580,000							6,140,000	
114			Sub-Total Storm Water		-	-	560,000	5,580,000	-	-	-	-	-	-	6,140,000	
115			Solid Waste												-	
116			Sub-Total Solid Waste		-	-	-	-	-	-	-	-	-	-	-	
117			2. Growth Total		-	22,650,000	7,210,000	7,430,000	5,115,000	3,358,000	23,813,000	173,000	178,000	3,184,000	73,111,000	
118			3. Enhancement												-	
119			Water												-	
120			Sub-Total Water		-	-	-	-	-	-	-	-	-	-	-	
121			Wastewater												-	
122			Sub-Total Wastewater		-	-	-	-	-	-	-	-	-	-	-	
123															-	
124															-	
125															-	
126															-	
127															-	
128															-	
129			Sub-Total Wastewater		-	-	-	-	-	-	-	-	-	-	-	

	A	B	C	D	F	G	H	I	J	K	L	M	N	O	P	
1	CITY OF ST. ALBERT															
2	10 YEAR UTILITY CAPITAL PLAN 2010 - 2019															
3	2010 - 2012 Proposed Budget															
4	SEPTEMBER 2009															
5																
6																
7	Funding S	Investment Need	Asset Category	Project Name	Year	Preliminary Cost Estimate - 10% to +25%			Conceptual Cost Estimate - 25% to +50%							Grand Total
						1	2	3	4	5	6	7	8	9	10	
						2010	2011	2012	2013	2014	2015	2016	2017	2018	2019	
130			Storm Water													
131				Hydrocarbon_grit Interceptor_retrofit Program					2,390,000		2,640,000		2,920,000			7,950,000
132																
133			Sub-Total Storm Water			-	-	-	-	2,390,000	-	2,640,000	-	2,920,000	-	7,950,000
134			Solid Waste													
135																
136																
137			Sub-Total Solid Waste			-	-	-	-	-	-	-	-	-	-	-
138		3. Enhancement				-	-	-	-	2,390,000	-	2,640,000	-	2,920,000	-	7,950,000
139	UNFUNDED Total					-	22,650,000	7,210,000	7,430,000	7,505,000	3,358,000	26,453,000	173,000	3,098,000	3,184,000	81,061,000
140	GRAND TOTAL					9,710,000	32,037,000	25,648,000	26,091,000	14,059,000	8,235,000	33,238,000	8,766,000	40,664,000	8,315,300	206,763,300

Attachment 8

**CITY OF ST. ALBERT
PROJECTS IDENTIFIED FOR 2009 CLOSE
MUNICIPAL CAPITAL PROJECTS**



				A	C	D	F	I	
				Total Project Budget	2009 Year End Forecast	Est. Project Surplus / (Deficit)	Primary Source of Financing	Comments	
10	CAPITAL PROJECTS								
12	St. Albert								
13	2	Corp Comm	40702C	Office Systems Replacement Plan 2007	50,000	50,000	0	Reserve	
14	4	Corp Plan	40510B	Administrative Space Needs Study	125,000	125,000	0	PAYG	
15	36	Culture	40691A	Lois E Hole Tributes	134,300	120,640	13,660	Donations	
16	33	Culture	40787D	Heritage Sites - Parkland Purchase	500,000	500,000	0	Reserve	
17	9	Culture	40829B	Arden Theatre Refurbishment Plan 2008	9,235	2,235	7,000	Reserve	
18	90	Engineering	40426A	Ray Gibbon Drive Stage 1	29,332,000	29,332,000	0	Debt	all land has been purchased
19	91	Engineering	40604A	Bellerose Drive Extension	2,968,500	2,968,500	0	Developer	
20	92	Engineering	40611A	Campbell Road Twinning Boudreau to Poirier	2,900,000	2,493,600	406,400	Grant-BCG	\$50k cf into 2009 was requested for cleanup items
21	85	Engineering	40625A	Former PW Site Salt Remediation	75,000	18,004	56,996	PAYG	
22	60	Engineering	40632A	Campbell Business Park North - Stage 4	3,334,500	2,850,800	483,700	Reserve	
23	93	Engineering	40654A	McKenney Ave-Existing to West Road	11,550,000	10,927,300	622,700	Grant-BCG	\$100k cf into 2009 for landscaping & cleanup
24	94	Engineering	40658A	South Riel Connection	660,000	660,000	0	Grant - AMIP	
25	95	Engineering	40659A	184th Street - 137th Avenue Intersection Upgrade	235,000	190,050	44,950	PAYG	
26	96	Engineering	40715A	Giroux Road - Existing to WRR	5,397,558	5,347,558	50,000	PAYG / Developer	
27	112	Engineering	40722A	Pedestrian Bridges Rehabilitation 2007	30,000	30,000	0	PAYG	
28	86	Engineering	40725A	Former PW Yard Remediation Program 2007	100,000	0	100,000	PAYG	
29	97	Engineering	40726A	Ray Gibbon Drive Stage 2	18,000,000	18,000,000	0	Debt	all land has been purchased
30	64	Engineering	40753A	Transportation Master Plan 2007	400,000	400,000	0	Grant-BCG	
31	120	Engineering	40804A	Transportation Systems Mgmt (signals) 2008	300,000	300,000	0	Grant-MSI	
32	98	Engineering	40806A	Local/Collector Overlay Program 2008	960,000	960,000	0	Grant - AMIP	
33	99	Engineering	40807A	Arterial Roadway Asphalt Overlay Program 2008	1,240,000	1,240,000	0	Grant - AMIP	
34	61	Engineering	40809A	NE Sector Arterial Functional Planning Study 2008	483,000	420,000	63,000	Reserve	
35	100	Engineering	40819A	Major Bridge Rehabilitation Construction 2008	1,000,000	1,000,000	0	Grant-BCG	Perron street bridge project
36	113	Engineering	40821A	Pedestrian Ramp Upgrade Project 2008	150,000	118,669	31,331	PAYG	
37	62	Engineering	40833A	Campbell Business Park North - Stage 6	1,500,000	1,070,500	429,500	Reserve	
38	57	Engineering	40836B	Kinex/Akinsdale Arenas Infrastructure Upgrades	292,000	292,000	0	Grant-MSI	PW project - multiple small projects to be completed by year end.
39	101	Engineering	40878A	Collector Reconstruct 2008	1,000,000	1,000,000	0	Grant-BCG	carried forward to cover costs associated with the design and construction of Deerborne
40	77	Engineering	40896B	RCMP Building Rehabilitation 2008	140,000	140,000	0	Reserve	
41	121	Engineering	40904A	Transportation Systems Mgmt (Signals)	600,000	600,000	0	Grant-MSI	communications and signal installs
42	102	Engineering	40906A	Local/Collector Asphalt Overlay Program	1,800,000	1,420,000	380,000	Grant - AMIP	refer to contract award report
43	103	Engineering	40907A	Arterial Asphalt Overlay Program	1,950,000	1,950,000	0	Grant-BCG	refer to contract award report
44	114	Engineering	40908A	Sidewalk Program	800,000	800,000	0	Reserve	sidewalk program, sidewalk and curb repairs
45	81	Engineering	40910A	City Parks Refurbishment Plan/Implementation	100,000	50,000	50,000	PAYG	no grant received
46	104	Engineering	40911A	Local Reconstruct Program	1,000,000	200,000	800,000	Grant - AMIP	
47	105	Engineering	40916A	Collector Program	1,000,000	200,000	800,000	Grant - AMIP	
48	106	Engineering	40919A	Major Bridge Rehabilitation	2,500,000	2,000,000	500,000	Grant-BCG	refer to contract award report
49	89	Engineering	40931A	Riel Park Redevelopment Phase 2	300,000	200,000	100,000	Reserve	
50	115	Engineering	40934A	Red Willow Trail Overlay Program	100,000	100,000	0	PAYG	tender closed in August
51	65	Engineering	40989E	Transportation Truck - Engineering Services	40,000	40,000	0	PAYG	Accessories to complete
52	43	Finance	40702C	Office Systems Replacement Plan 2007	193,000	187,050	5,950	Reserve	
53	44	Finance	40802C	Office Systems Replacement Plan 2008	7,500	0	7,500	Reserve	
54	45	Finance	40902C	Office Systems Replacement Plan	12,000	12,000	0	Reserve	
55	21	Fire	40515B	Fire Station #3 - Building	12,345,000	12,345,000	0	PAYG	Deficiencies to be resolved; LEED gold application
56	23	Fire	40716E	Public Safety - Purchase of Pumper Truck #3	400,000	408,384	0	Grant - AMIP	One outstanding warrenty problem
57	48	Info Tech	40702C	Office Systems Replacement Plan 2007	155,250	161,230	-5,980	Reserve	
58	50	Info Tech	40801C	Office Automation Program 2008	50,000	54,932	-4,932	PAYG	
59	51	Info Tech	40802C	Office Systems Replacement Plan 2008	97,060	62,060	35,000	Reserve	

**CITY OF ST. ALBERT
PROJECTS IDENTIFIED FOR 2009 CLOSE
MUNICIPAL CAPITAL PROJECTS**



			A	C	D	F	I	
			Total Project Budget	2009 Year End Forecast	Est. Project Surplus / (Deficit)	Primary Source of Financing	Comments	
60	56	Leg Serv	40941C Council Meetings Broadcast System	25,000	25,000	0	PAYG	
61	78	Planning	40763B Affordable Housing Projects 2007	150,000	150,000	0	PAYG	
62	79	Planning	40863B Affordable Housing Projects 2008	274,468	274,468	0	PAYG	
63	67	PW	40703C Mobile Equipment Replacement Plan 2007 - Equipment	741,000	727,180	13,820	Reserve	
64	68	PW	40703E Mobile Equipment Replacement Plan 2007 - Vehicle	520,000	450,393	69,607	Reserve	Purchases complete
65	69	PW	40764C Automated Vehicle Locators	35,000	34,593	407	PAYG	Purchases complete
66	87	PW	40912C PW Shop Equipment, Yard and Equipment	20,000	20,000	0	PAYG	all purchases completed and \$\$ are committed
67	118	PW	40913C Subdivision Signage	36,000	36,000	0	PAYG	signs being repaired, \$\$ committed
68	84	PW	40923A PW Downtown Refurbishment	75,000	75,000	0	PAYG	some purchases of festive lighting outstanding
69	119	PW	40976C Regulatory and Street Signage Upgrades	30,000	30,000	0	PAYG	signs being installed, \$\$ committed
70	32	Recreation	40786A Riel Park Development (CAMRIF)	12,590,258	12,590,258	0	PAYG	progressing to phase 2,3 and 4
71	7	Recreation	40794A Kingswood Neighbourhood Park - Master Plan	20,000	230	19,770	Reserve	wil bring forward when developer engages
72	38	Recreation	40798B Soccer Field Construction Deficiency	52,000	52,000	0	Donations	completed in August 2009
73	34	Recreation	40891A Erin Ridge/Oakmont Trail	1,580,000	1,580,000	0	Reserve	
74	29	Recreation	40898C FPRC - DE Filters Replacement Study	30,000	30,000	0	PAYG	will transition to construction stage in 2010
75	30	Recreation	40959B FPRC - Meeting Room HVAC	75,000	75,000	0	PAYG	anticipate spending entire budget
76	8	Recreation	40971E FPRC - Vehicle	27,000	27,000	0	PAYG	purchased invoice outstanding
77	35	Recreation	40982A Northridge Park Development Phase 1/Phase 2	100,000	80,000	20,000	Reserve	
78	14	Recreation	40985A Tennis Court Refurbishment Program	150,000	25,000	125,000	PAYG	significant reduction in project scope due to site condition
79	18	Recreation	40993B Concession Upgrades	50,000	50,000	0	PAYG	
80	40	Servus	40939B Servus Place Fitness and Wellness expansion 1	200,000	200,000	0	PAYG	these funds are being used as part of the community needs assesment
81	41	Servus	40946B Servus Place Fitness and Wellness Quick Wins	49,000	49,000	0	PAYG	to be closed after purchase of additional equipment
82	127	Transit	40641C Surveillance Camera Transit System	30,000	0	30,000	PAYG	
83	132	Transit	40842C Transit Automatic Vehicle Location & GPS	100,000	82,000	18,000	PAYG	
84	134	Transit	40888C Transit Priority Pre-emption 2008	200,000	100,000	100,000	Grant-NDPT	
85	124	Transit	40915E Bus Corrosion Prevention Maintenance	80,000	79,500	500	PAYG	
86	123	Transit	40983A NW LRT Study	50,000	50,000	0	Grant-NDPT	
87			TOTAL MUNICIPAL CAPITAL	123,605,629	118,240,134	5,373,879		

TOTAL MUNICIPAL CA # PROJECTS

Summary of Sources of Financing

90	0	Debt			0
91	0	Developer			0
92	1	Donations			13,660
93	4	Grant - AMIP			1,980,000
94	0	Grant Multi			0
95	4	Grant-BCG			1,529,100
96		Grant-MSI			0
97		Grant-NDCC			0
98		Grant-NDPT			100,000
99		PAYG			452,252
100		PAYG / Developer			50,000
101		Reserve			1,248,867
102		Reserve / Grant			0
103	9	TOTAL			5,373,879

Attachment 9

**CITY OF ST. ALBERT
PROJECTS IDENTIFIED FOR 2009 CARRY FORWARD
MUNICIPAL CAPITAL PROJECTS**



				A	C	D	E	F	I
				Total Project Budget	2009 Year End Forecast	Est. Project Surplus / (Deficit)	Estimated 2010 Carry-Forward	Primary Source of Financing	Comments
CAPITAL PROJECTS									
St. Albert									
1	Bus Dev	40952C	Downtown Signage	125,000	0	0	125,000	PAYG	waiting on community branding report
6	Comm & Fis	40613A	Badger Land Servicing	100,000	0	0	100,000	PAYG	ASP for city lands
16	CPS Admin	40917B	Community Capital Program	825,000	568,400	0	256,600	PAYG	Waiting on funding agreements to be signed by orgs.
17	CPS Admin	40932C	Community Recognition Program	80,000	0	0	80,000	PAYG	Project being done in 2010
10	Culture	40929B	Arden Theatre Replacement Plan	75,000	43	0	74,957	Reserve	Waiting on grant approval - Cultural Capitals (will be matched by 50%).
15	Culture	40958A	Founders Walk (150th Anniversary)	800,000	18,927	0	781,073	Grant-MSI	Major work to be undertaken in 2010 with project completed by Spring of 2011
19	Culture	40977A	Heritage Sites Functional Plan Implementation	150,000	0	0	150,000	Grant-MSI	Early 2010 after full completion of the 2nd Phase has been completed and accepted.
116	Engineering	40443A	Construct Snow Storage Phase 2	1,300,000	74,332	0	1,225,668	Reserve / Grant	PW project - \$\$ required for land purchase & construction after land purchased
63	Engineering	40702C	Office Systems Replacement Plan 2007	60,000	0	0	60,000	Reserve	out to tender in October
74	Engineering	40731B	Grain Elevator Fire Mitigation	200,000	35,542	0	164,458	Grant-MSI	Funds to be spent in 2010 when the work commences. The planning is progressing.
75	Engineering	40737B	Heritage Buildings Assessment & Maintenance 2007	125,000	92,288	0	32,712	Grant-MSI	
76	Engineering	40837B	Mainten. & Preservation of Heritage Buildings 2008	60,000	0	0	60,000	PAYG	
88	Engineering	40926B	Riel Park Public Washroom	25,000	0	0	25,000	PAYG	construction in 2010
58	Engineering	40927B	PW Energy Efficiency Program	7,000	0	0	7,000	PAYG	Part of 40927B - completing technical spec. cannot do work until arena closes in 2010
59	Engineering	40948B	REC Renovations to Akinsdale/Kinex Arenas	50,000	0	0	50,000	PAYG	tender process
107	Engineering	40955A	Permanent Line Marking	100,000	0	0	100,000	Grant-BCG	
108	Engineering	40964A	South West Sector Arterial Phase 1(Le Clair)	4,900,000	4,400,000	0	500,000	Grant - AMIP	carry forward \$500k for cleanup items
109	Engineering	40970A	St. Albert Road Urbanization Study	150,000	15,428	0	134,572	Grant - AMIP	
110	Engineering	40978B	Collector Reconstruct Program	1,200,000	0	0	1,200,000	Grant Multi	linked to 40878A, \$250k for design of next year road section
42	Finance	40702C	Office Systems Replacement Plan 2007	50,000	0	0	50,000	Reserve	
22	Fire	40648C	Corporate Replacement of Radio System (Fire)	1,050,000	679,111	0	370,889	PAYG	95% complete, a few minor equipment deliveries not yet received
24	Fire	40717E	Replace Aerial Truck per Equip Replac Res	1,400,000	126,601	0	1,273,399	Reserve	Delivery date is October 15, 2009
25	Fire	40849C	EMS Replacement Plan 2008	141,300	12,030	50,000	79,270	Reserve	\$86k is spent/committed, \$50k no longer required
26	Fire	40851C	Fire Computer Aided Dispatch Upgrades	130,000	83,872	0	46,128	Reserve	Work in progress on remaining \$
27	Fire	40949C	EMS Replacement Plan	106,500	0	0	106,500	Reserve	Purchase process in underway
28	Fire	40956C	Equipment Transport	20,000	0	0	20,000	PAYG	Purchase process in underway
20	Fire	40957B	Fire Station #1	300,000	0	0	300,000	PAYG	Reviewing initial consultant report to determine impact
3	GIS	40940C	Corporate GIS Foundation Items	90,000	30,000	0	60,000	PAYG	Implementation timeline for Portal extended
46	Human Res	40802C	Office Systems Replacement Plan 2008	100,000	0	50,000	50,000	Reserve	Planned upgrades to Ceridian payroll software
47	Info Tech	40548C	IT Strategic Plan	910,000	809,411	0	100,589	Reserve	Records project
49	Info Tech	40791C	CLASS Funding	156,459	108,794	36,000	11,665	Reserve	Credit card compliance still outstanding
52	Info Tech	40901C	Office Automation Program	50,000	8,406	0	41,594	PAYG	
53	Info Tech	40902C	Office Systems Replacement Plan	150,200	1,826	0	148,374	Reserve	
54	Info Tech	40965C	St. Albert Place Telephone Upgrade	185,000	128,508	0	56,492	Reserve	
55	Info Tech	40980C	Microsoft Office Corporate Software Upgrade	153,300	145,959	0	7,341	Reserve	
37	Police	40973B	Front Counter Renovations	60,000	0	0	60,000	PAYG	waiting on estimates
31	Police	40979E	MES Traffic Officer Patrol Vehicles	88,000	59,176	0	28,824	PAYG	reviewing equipment requirements and waiting on est.
82	PW	40802C	Office Systems Replacement Plan 2008	226,000	60,000	0	166,000	Reserve	software company challenges-in tender /rfp process now
70	PW	40803C	Mobile Equipment Replacement Plan 2008 - Equipment	1,042,000	444,360	0	597,640	Reserve	fire truck delivery/ vehicle & equipment part of same budget
71	PW	40803E	Mobile Equipment Replacement Plan 2008 - Vehicle	0	597,640	0	-597,640	Reserve	fire truck delivery/ vehicle & equipment part of same budget
83	PW	40825A	Former PW Yard Remediation Program 2008	100,000	0	0	100,000	Reserve	Eng/ office of environment project
72	PW	40845C	Replace & Expand Fuel Storage PW / Transit	400,000	19,253	0	380,747	Grant-NDCC	Transit overseeing - project tendered
117	PW	40850B	SAP Rehab 2008	500,000	140,000	0	360,000	Grant-MSI	design work being completed
73	PW	40903E	Mobile Equipment Replacement Plan	982,000	882,000	0	100,000	Reserve	a few remaining purchases of equipment
66	PW	40927B	PW Energy Efficiency Program	43,000	14,000	0	29,000	PAYG	completing technical spec. cannot do work until arena closes in 2010
111	PW	40984C	PW Asphalt Spray Patcher	80,000	0	0	80,000	PAYG	Top up business case proposed in 2010 for self propelled machine
11	Recreation	40918A	Community Capital Program - Nordic Ski Club	175,000	157,500	0	17,500	PAYG	10% holdback until construction completed
12	Recreation	40930B	St. Albert Curling Club	825,000	165,000	0	660,000	PAYG	funds will be provided upon construction start up
13	Recreation	40981A	Mission Tennis Courts	37,500	0	0	37,500	Reserve	partner is waiting for grant confirmation
39	Servus	40914B	Servus Place Life Cycle Program	269,500	94,000	0	175,500	Reserve	life cycle plan ongoing and being updated so that work is done as required
5	Tourism	40933A	Community Tourism Strategy	100,000	50,000	0	50,000	PAYG	Investigating downtown lighting options



**CITY OF ST. ALBERT
PROJECTS IDENTIFIED FOR 2009 CARRY FORWARD
MUNICIPAL CAPITAL PROJECTS**

			A	C	D	E	F	I		
			Total Project Budget	2009 Year End Forecast	Est. Project Surplus / (Deficit)	Estimated 2010 Carry-Forward	Primary Source of Financing	Comments		
64	130	Transit	40640B	Transit Centre Park N Ride	50,000	0	0	50,000	PAYG	Required for planning for north Park and Ride/ Transit Centre site
65	128	Transit	40739B	Transit Facility Expansion	1,000,000	299,399	0	700,601	Grant-NDCC	Engineering overseeing; garage expansion now in progress
66	131	Transit	40788C	Transit Priority Pre-emption 2007	200,000	92,406	0	107,594	Grant-NDPT	Engineering overseeing for SAC and Gage/ Gervais signs
67	133	Transit	40843C	Transit Identifier Labels/communication to public	25,000	0	0	25,000	PAYG	New signs ordered
68	125	Transit	40944E	Transit Expansion Buses	2,580,000	0	200,000	2,380,000	Grant-MSI	Delivery of buses is expected in Oct. for 10m and Dec. for Artic.
69	122	Transit	40953D	South Transit Station and Park & Ride - Land and C	50,000	0	0	50,000	Reserve	RFPs received and being evaluated for concept plan
70	135	Transit	40954C	Drive Camera (Incident Video)	105,000	0	0	105,000	Grant-NDPT	RFI received, demos being scheduled
71	129	Transit	40986B	Transit Garage Phase 2 Expansion	2,500,000	0	0	2,500,000	Grant-NDCC	Engineering overseeing; garage expansion now in progress
72	136	Transit	40987C	Transit Scheduling Software	140,000	0	0	140,000	Grant-NDPT	RFPs received and being evaluated
73	126	Transit	40992E	UPASS Growth Buses	2,175,000	0	50,000	2,125,000	Grant - AMIP	Delivery of buses is expected in Oct. for 10m and Dec. for Artic.
74	TOTAL MUNICIPAL CAPITAL		29,077,759	10,414,212	386,000	18,277,547				

TOTAL MUNICIPAL CA # PROJECTS

Summary of Sources of Financing

77						0	0	
78						0	0	
79	0					0	0	
80	1				50,000		2,759,572	
81	0				0		1,200,000	
82	0				0		100,000	
83	0				200,000		3,868,243	
84	0				0		3,581,348	
85	0				0		352,594	
86	1				0		2,496,407	
87	0					0	0	
88	2				136,000		2,693,715	
89	0				0		1,225,668	
90	4				386,000		18,277,547	

Attachment 10

	A	B	C	D	I	J	K	
1	2010 - 2012 Proposed Municipal Capital Budget							
2	(Net costs per year - not incremental)							
3								
4	Div	Dept	No.	Project Name	Revised 2010	2011	Proposed 2012	
5								
8	BSS	BT Dev	1	Community Tourism Strategy		300,000		
9	BSS	CSBM	2	Corporate GIS Foundation Items	73,000	32,000		
10	C&PS	Culture	3	Arden Theatre Replacement Plan	600,000	40,000	134,000	
11	C&PS	Culture	4	Heritage Sites Functional Plan Implementation Design	1,700,000			
12	C&PS	Fire	5	Emergency Services Equipment Replacement Plan (Updated)	72,000	4,000	72,500	
13	C&PS	Fire	6	Fire Station #1 (Design Only)			500,000	
14	C&PS	Fire	7	Off-Road Response Vehicle	30,000			
15	C&PS	Police	8	RCMP Building Renovations (New)	10,000			
16	C&PS	Police	9	RCMP Parking Lot Expansion	220,000			
17	C&PS	Rec	10	City Parks Refurbishment Plan/Implementation	100,000	100,000	100,000	
18	C&PS	Rec	11	Community Capital Program	500,000	500,000	500,000	
19	C&PS	Rec	12	Community Recognition Program	80,000			
20	C&PS	Rec	13	Dog Park	140,000	100,000		
21	C&PS	Rec	14	Fowler Track	200,000			
22	C&PS	Rec	15	FPRC - DE Filters	250,000			
23	C&PS	Rec	16	FPRC Salt Chlorine Generation System (Small Pool)		100,000		
24	C&PS	Rec	17	Lion's Park Refurbishment	400,000			
25	C&PS	Rec	18	Mission Tennis Courts	37,500			
26	C&PS	Rec	19	Northridge Park Development Phase 1/Phase 2	650,000			
27	C&PS	Rec	20	REC Renovations to Akinsdale/Kinex Arenas	300,000			
28	C&PS	Rec	21	Sportfield Refurbishment Program		200,000	200,000	
29	C&PS	Rec	22	Tennis Court Refurbishment Program	150,000	150,000		
30	C&PS	Rec	23	Woodlands Dry Park Playground Replacement	150,000			
31	C&PS	Rec	24	Woodlands Water Park - Locker Room		100,000		
32	C&PS	Servus	25	Eco Chill System Expansion		220,000		
33	C&PS	Servus	26	LWPC - Murals	25,000			
34	C&PS	Servus	27	Pulastic Flooring on North Field house	15,000			
35	C&PS	Servus	28	Safety Rail System - Performance Arena	30,000			
36	C&PS	Servus	29	Security Camera Additions	14,500	14,500	22,500	
37	C&PS	Servus	30	Servus Place Life Cycle Replacement Program	155,000	291,500	230,500	
38	CS	IT	31	Office Automation Program	50,000	50,000	50,000	
39	CS	IT	32	Office Systems Replacement Plan	260,000	406,580	619,400	
40	P&E	Eng	33	Anthony Henday Drive Connectors	11,160,000			
41	P&E	Eng	34	Arterial Asphalt Overlay Program	2,250,000	2,500,000	2,500,000	
42	P&E	Eng	35	City Buildings Rehabilitation		200,000		
43	P&E	Eng	36	Collector Reconstruct Program	1,380,000	1,518,000	150,000	
44	P&E	Eng	37	Local Reconstruct Program	1,150,000	1,265,000	1,300,000	
45	P&E	Eng	38	Local/Collector Asphalt Overlay Program	2,100,000	2,300,000	2,300,000	
46	P&E	Eng	39	Major Bridge Rehabilitation		550,000	100,000	
47	P&E	Eng	40	Permanent Line Marking Rehabilitation	100,000	100,000	120,000	
48	P&E	Eng	41	Ray Gibbon Drive - Stage 3	47,351,000			
49	P&E	Eng	42	Red Willow Trail Overlay Program	115,000	126,500	150,000	
50	P&E	Eng	43	Riel Park Public Washroom	400,000			
51	P&E	Eng	44	Riel Park Redevelopment Phases 2 (Rodeo, BMX, Rotary)	3,000,000			
52	P&E	Eng	45	Riel Park Redevelopment Phases 3 (Rugby / Soccer)		1,000,000		
53	P&E	Eng	46	Riel Park Redevelopment Phases 4 (Rugby / Soccer)			1,000,000	
54	P&E	Eng	47	Sidewalk Program	920,000	1,012,000	1,000,000	
55	P&E	Eng	48	Transportation Systems Mgmt. (Signals)	690,000	759,000	800,000	
56	P&E	Eng (Envir)	49	Former Public Works Yard Salt Remediation		500,000		
57	P&E	Plan	50	Municipal Affordable Housing Grant - 30% Capital	371,200			
58	P&E	PW	51	22 St. Thomas Street Parking Lot	150,000			
59	P&E	PW	52	Civic Building Security		135,000	175,000	
60	P&E	PW	53	Mobile Equipment Replacement Plan	1,367,000	918,000	1,345,000	
61	P&E	PW	54	PW - St. Albert Place		400,000		
62	P&E	PW	55	PW Cold Storage Space	66,100			
63	P&E	PW	56	PW Energy Efficiency Program	51,500	53,000	54,600	
64	P&E	PW	57	PW Shop Equipment, Yard and Equipment	40,000	75,000	182,300	
65	P&E	PW	58	PW Snow Storage		625,000		
66	P&E	PW	59	Regulatory and Street Signage Upgrades	33,100	39,900		
67	P&E	PW	60	St. Albert Place Relandscaping	200,000			
68	P&E	PW	61	Subdivision Signage Refurbishment	60,000	61,800	63,700	
69	P&E	Transit	62	Bus Corrosion Prevention Maintenance	40,000	40,000		
70	P&E	Transit	63	Far North Transit Centre and Park & Ride - Land	500,000			
71	P&E	Transit	64	GPS AVL Phase 2	100,000			
72	P&E	Transit	65	Handibus Scheduling Software		30,000		
73	P&E	Transit	66	South Transit Station and Park & Ride - Land and Construct	450,000			
74	P&E	Transit	67	Transit Expansion Buses (excl UPASS Buses)		200,000		
75	P&E	Transit	68	Transit Garage Satellite Storage - Land		500,000		
76	P&E	Transit	69	Transit Replacement Plan	3,525,000	300,000	1,275,000	
77	P&E	Transit	70	Transit Waiting Shelters		60,000		
78								
79	Total 2010 - 2012 Proposed Budget				83,781,900	17,876,780	14,944,500	
80								

	A	B	C	D	H	I	J
1	2010 - 2012 Proposed Municipal Capital Budget (Unfunded)						
2	(Net costs per year - not incremental)						
3							
4	Div	Dept	No.		2010	2011	2012
5							
6	Business Cases - UnFunded						
7							
8	BSS	BT Dev		Community Tourism Strategy (Capital)			3,334,000
9	C&PS	Culture		Heritage Sites Phase 3	2,500,000		
10	C&PS	Culture		Heritage Sites Phase 4	2,500,000		
11	C&PS	Culture		Heritage Sites Phase 2	2,800,000		
12	C&PS	Culture		Heritage Sites Phase 5	3,100,000		
13	C&PS	Culture		Visual Arts Studio - Electric Kilns Replacement (3)			7,000
14	C&PS	Culture		Arden Theatre Lobby and Box Office Renovations			157,000
15	C&PS	Culture		Juneau House Rehabilitation			340,000
16	C&PS	Fire		Aerial Fire Apparatus		800,000	
17	C&PS	Fire		Traffic Light Pre-emption			63,000
18	C&PS	Fire		Fire Computer Aided Dispatch Upgrades			120,000
19	C&PS	Rec		Erin Ridge North Parks Master Plan		75,000	
20	C&PS	Rec		Kingswood Master Plan			75,000
21	C&PS	Rec		South Riel Master Plan			75,000
22	C&PS	Rec		Timberlea Master Plan			75,000
23	C&PS	Rec		Trail Identification Project			250,000
24	C&PS	Servus		Servus Place Fitness and Wellness expansion and access	550,000	5,000,000	
25	C&PS	Servus		Pulastic Flooring on North Field house		185,000	
26	Council	Council		Train Whistle Cessation (Mckenney & Ray Gibbon Drive)	150,000		
27	Council	Council		Recreation Dirt Bike Mogul Track			200,000
28	Council	Council		Development St. Thomas Street Empty Lot Phase 1			500,000
29	OA	AHF		Museum Expansion		1,000,000	1,000,000
30	OA	AHF		Cunningham House			350,000
31	OA	AHF		Arts & Heritage Sites Restoration			1,250,000
32	OA	AHF		Arts & Heritage Sites Landscaping			1,250,000
33	OA	AHF		Children's Cultural Centre			5,000,000
34	OA	Library		Library Branch - Planning & Design	1,237,000	14,231,300	4,533,200
35	OA	Library		Library Collection Enhancement		300,000	300,000
36	OA	Library		Library Circulation System Enhancement			444,600
37	P&E	Eng		City Owned Parking Lot - Major Rehabilitation	100,000		100,000
38	P&E	Eng		Retaining and Sound Wall Structures Rehab Study	200,000		
39	P&E	Eng		Anthony Heday Landscaping	550,000		
40	P&E	Eng		Pedestrian / Multiuse Bridge over RGD		500,000	3,000,000
41	P&E	Eng		Veness Road Upgrade (142 St)		500,000	4,000,000
42	P&E	Eng		St. Albert Road - mode shift plan			250,000
43	P&E	Eng		Villeneuve ASP Development- Engineering Design			500,000
44	P&E	Eng		Infrastructure Trails			500,000
45	P&E	Eng		LeClair Way Phase 2			660,000
46	P&E	Eng		Infrastructure Traffic Signals			700,000
47	P&E	Eng		LeClair Way Phase 1			748,000
48	P&E	Eng		Infrastructure Parks			800,000
49	P&E	Eng		Collector/Local Road Rehabilitation # 2			1,000,000
50	P&E	Eng		NE Sector Arterial			1,500,000
51	P&E	Eng		St Albert Road Urbanization			1,500,000
52	P&E	Eng		Infrastructure Sidewalks			2,000,000
53	P&E	Eng		City Building Rehabilitation			3,000,000
54	P&E	PW		PW Pickup Truck - HVAC	27,000		
55	P&E	PW		PW Sidewalk Snow Plow	115,000		
56	P&E	PW		PW Asphalt Spray Patcher	120,000		
57	P&E	PW		PW Turf Mowers	144,000		
58	P&E	PW		PW Tandem Truck/Sander/Plow	225,000		
59	P&E	PW		PW Lift Truck and Chipper		166,000	
60	P&E	Transit		TMP Transit Priority Implementation	75,000	500,000	500,000
61	P&E	Transit		Transit Corridor Framework Study	140,000		
62	P&E	Transit		South Transit Centre and Park & Ride - Land and Construct		4,000,000	
63	P&E	Transit		Bike Storage Lockers			20,000
64	P&E	Transit		Bike Racks			75,000
65	P&E	Transit		Automatic Vehicle Location & GPS			200,000
66	P&E	Transit		Additional Growth Buses to Achieve Modal Shift			750,000
67	P&E	Transit		Transit Garage Satellite Storage			10,000,000
68							
69	Total 2010 - 2012 Business Cases - UnFunded				14,533,000	27,257,300	51,126,800
70							
71							

Attachment 11

	A	B	C	D	E	G	H	I	J
1	2010 - 2012 Proposed Municipal Capital Budget Reconciliation								
2	(Net costs per year - not incremental; * Amendment								
3									
4	Div	Dept	No.	Project Name		X Amendment		Revised	Proposed
5						Proj No.	2010	2011	2012
6									
7				Business Cases - Approved					
8				Budget					
8	BSS	BT Dev	1	Community Tourism Strategy		40933A		300,000	
9	BSS	CSBM	2	Corporate GIS Foundation Items		40940C	73,000	32,000	
10	C&PS	Culture	3	Arden Theatre Replacement Plan	X	40929B	5,000	40,000	
11	C&PS	Culture	4	Heritage Sites Functional Plan Implementation Design	X	40977A	1,500,000		
12	C&PS	Fire	5	Emergency Services Equipment Replacement Plan (Updated)		40949C	72,000	4,000	72,500
13	C&PS	Fire	6	Off-Road Response Vehicle		41069E	30,000		
14	C&PS	Police	7	RCMP Building Renovations (New)		41017B	10,000		
15	C&PS	Rec	8	City Parks Refurbishment Plan/Implementation		40910A	100,000	100,000	100,000
16	C&PS	Rec	9	Community Recognition Program		40932C	80,000		
17	C&PS	Rec	10	Dog Park		41022A	140,000	100,000	
18	C&PS	Rec	11	Fowler Track		41098C	200,000		
19	C&PS	Rec	12	FPRC - DE Filters		41061C	250,000		
20	C&PS	Rec	13	FPRC Salt Chlorine Generation System (Small Pool)		41160C		100,000	
21	C&PS	Rec	14	Lion's Park Refurbishment		41067B	400,000		
22	C&PS	Rec	15	Mission Tennis Courts		40981A	37,500		
23	C&PS	Rec	16	Northridge Park Development Phase 1/Phase 2		40982A	650,000		
24	C&PS	Rec	17	REC Renovations to Akinsdale/Kinex Arenas		40948B	300,000		
25	C&PS	Rec	18	Sportfield Refurbishment Program		41135A		200,000	200,000
26	C&PS	Rec	19	Tennis Court Refurbishment Program		40985A	150,000	150,000	
27	C&PS	Rec	20	Woodlands Dry Park Playground Replacement		41016A	150,000		
28	C&PS	Rec	21	Woodlands Water Park - Locker Room		41136C		100,000	
29	C&PS	Servus	22	Eco Chill System Expansion	X	41024B	120,000	100,000	
30	C&PS	Servus	23	LWPC - Murals		41066A	25,000		
31	C&PS	Servus	24	Pulastic Flooring on North Field house		41072B	15,000		
32	C&PS	Servus	25	Security Camera Additions		41099C	14,500	14,500	22,500
33	C&PS	Servus	26	Servus Place Life Cycle Replacement Program		40914B	155,000	291,500	230,500
34	CS	IT	27	Office Automation Program		40901C	50,000	50,000	50,000
35	CS	IT	28	Office Systems Replacement Plan		40902C	260,000	406,580	619,400
36	P&E	Eng		Anthony Henday - Boudreau and Veness	X	41109A		660,000	
37	P&E	Eng		Anthony Henday - SWC	X	41020A	385,000	3,465,000	
38	P&E	Eng	29	Arterial Asphalt Overlay Program		40907A	2,250,000	2,500,000	2,500,000
39	P&E	Eng	30	Collector Reconstruct Program		40978B	1,380,000	1,518,000	150,000
40	P&E	Eng	31	Local Reconstruct Program		40911A	1,150,000	1,265,000	1,300,000
41	P&E	Eng	32	Local/Collector Asphalt Overlay Program		40906A	2,100,000	2,300,000	2,300,000
42	P&E	Eng	33	Major Bridge Rehabilitation		40919A		550,000	100,000
43	P&E	Eng	34	Permanent Line Marking Rehabilitation		40955A	100,000	100,000	120,000
44	P&E	Eng	35	Red Willow Trail Overlay Program		40934A	115,000	126,500	150,000
45	P&E	Eng	36	Riel Park Public Washroom		40926B	400,000		
46	P&E	Eng		Riel Park Redevelopment Phase 2	X	40931A	2,707,900		
47	P&E	Eng	37	Sidewalk Program		40908A	920,000	1,012,000	1,000,000
48	P&E	Eng	38	Transportation Systems Mgmt. (Signals)		40904A	690,000	759,000	800,000
49	P&E	Eng (Envir)	39	Former Public Works Yard Salt Remediation		41190A		500,000	
50	P&E	Plan	40	Municipal Affordable Housing Grant - 30% Capital		41068D	371,200		
51	P&E	PW	41	Civic Building Security	X	41021B	135,000	175,000	
52	P&E	PW	42	Mobile Equipment Replacement Plan	X	40903E	1,856,000	856,000	1,057,000
53	P&E	PW	43	PW - St. Albert Place		41150B		400,000	
54	P&E	PW	44	PW Cold Storage Space		41033A	66,100		
55	P&E	PW	45	PW Energy Efficiency Program		40927B	51,500	53,000	54,600
56	P&E	PW		PW Lift Truck and Chipper	X	41191E		166,000	
57	P&E	PW		PW Pickup Truck - HVAC	X	41094E	27,000		
58	P&E	PW		PW Pickup Truck - Tradesperson	X	41095E	27,000		
59	P&E	PW	46	PW Shop Equipment, Yard and Equipment		40912C	40,000	75,000	182,300
60	P&E	PW		PW Sidewalk Snow Plow	X	41096C	115,000		
61	P&E	PW	47	PW Snow Storage		41197D		625,000	
62	P&E	PW		PW Tandem Truck/Sander/Plow	X	41025E	225,000		
63	P&E	PW		PW Turf Mowers	X	41030E	132,000		
64	P&E	PW	48	Regulatory and Street Signage Upgrades		40976C	33,100	39,900	
65	P&E	PW	49	Subdivision Signage Refurbishment		40913C	60,000	61,800	63,700
66	P&E	Transit	50	Bus Corrosion Prevention Maintenance	X	40915E	80,000		
67	P&E	Transit	51	Far North Transit Centre and Park & Ride - Land		41051A	500,000		
68	P&E	Transit		Fleet Management System software	X	41152C		100,000	
69	P&E	Transit	52	GPS AVL Phase 2		41063A	100,000	-	-
70	P&E	Transit	53	Handibus Scheduling Software		41162C		30,000	
71	P&E	Transit	54	Transit Expansion Buses (excl UPASS Buses)		40944E		200,000	
72	P&E	Transit	55	Transit Garage Satellite Storage - Land		41137D		500,000	
73	P&E	Transit	56	Transit Replacement Plan		41038E	3,525,000	300,000	1,275,000
74	P&E	Transit		Transit Trip Planner	X	41018C	100,000		
75	P&E	Transit	57	Transit Waiting Shelters	X	41097A	60,000	60,000	
82									
83				2009 - 2011 Approved Capital Budget			24,488,800	20,385,780	12,347,500
84				Amendments					
85	C&PS	Culture		Arden Theatre Replacement Plan		40929B	(5,000)	(40,000)	
86	C&PS	Culture		Arden Theatre Replacement Plan		40929B	600,000	40,000	134,000
87									
88	C&PS	Culture		Heritage Sites Functional Plan Implementation Design		40977A	(1,500,000)		
89	C&PS	Culture		Heritage Sites Functional Plan Implementation Design		40977A	1,700,000		
90									
91	C&PS	Police	58	RCMP Parking Lot Expansion		2010	220,000		

	A	B	C	D	E	G	H	I	J
1	2010 - 2012 Proposed Municipal Capital Budget Reconciliation								
2	(Net costs per year - not incremental; * Amendment								
3									
4	Div	Dept	No.	Project Name	X Amendment	Proj No.	2010	Revised	Proposed
5							2011	2012	
92									
93	C&PS	Rec	59	Community Capital Program		40917B	500,000	500,000	500,000
94									
95	C&PS	Servus		Eco Chill System Expansion		41024B	(120,000)	(100,000)	
96	C&PS	Servus		Eco Chill System Expansion		41024B		220,000	
97									
98	C&PS	Servus	60	Safety Rail System - Performance Arena		2010	30,000		
99									
100	P&E	Eng		Anthony Henday - SWC		41020A	(385,000)	(3,465,000)	
101	P&E	Eng		Anthony Henday - Boudreau and Veness		41109A		(660,000)	
102	P&E	Eng	61	Anthony Henday Drive Connectors		2010	11,160,000		
103									
104	P&E	Eng	62	City Buildings Rehabilitation		2011		200,000	
105									
106									
107	P&E	Eng	63	Ray Gibbon Drive - Stage 3		2010	47,351,000		
108									
109	P&E	Eng		Riel Park Redevelopment Phase 2		40931A	(2,707,900)		
110	P&E	Eng	64	Riel Park Redevelopment Phases 2 (Rodeo, BMX, Rotary)		40931A	3,000,000		
111	P&E	Eng	65	Riel Park Redevelopment Phases 3 (Rugby / Soccer)		40931A		1,000,000	
112	P&E	Eng	66	Riel Park Redevelopment Phases 4 (Rugby / Soccer)		40931A			1,000,000
113									
114	P&E	PW		Civic Building Security		41021B	(135,000)	(175,000)	
115	P&E	PW		Civic Building Security		41021B		135,000	175,000
116									
117	P&E	PW		Mobile Equipment Replacement Plan		40903E	(1,856,000)	(856,000)	(1,057,000)
118	P&E	PW		Mobile Equipment Replacement Plan		40903E	1,367,000	918,000	1,345,000
119									
120	P&E	PW		PW Pickup Truck - HVAC		41094E	(27,000)		
121	P&E	PW		PW Pickup Truck - Tradesperson		41095E	(27,000)		
122	P&E	PW		PW Sidewalk Snow Plow		41096C	(115,000)		
123	P&E	PW		PW Turf Mowers		41030E	(132,000)		
124	P&E	PW		PW Tandem Truck/Sander/Plow		41025E	(225,000)		
125	P&E	PW		PW Lift Truck and Chipper		41191E		(166,000)	
126									
127	P&E	Transit		Bus Corrosion Prevention Maintenance		40915E	(80,000)		
128	P&E	Transit		Bus Corrosion Prevention Maintenance		40915E	40,000	40,000	
129									
130	P&E	Transit		Transit Trip Planner		41018C	(100,000)		
131									
132	P&E	Transit		Fleet Management System software		41152C		(100,000)	
133									
134	P&E	Transit		Transit Waiting Shelters		41097A	(60,000)	(60,000)	
135	P&E	Transit		Transit Waiting Shelters		41097A	-	60,000	
136									
137	P&E	Transit		South Transit Station and Park & Ride - Land and Construct		40953D	-		
138	P&E	Transit	67	South Transit Station and Park & Ride - Land and Construct		40953D	450,000	-	-
139									
140	P&E	PW	68	St. Albert Place Relandscaping		2010	200,000		
141	P&E	PW	69	22 St. Thomas Street Parking Lot		2010	150,000		
142	C&PS	Fire	70	Fire Station #1 (Design Only)		2012			500,000
143									
144				Total Amendments			59,293,100	(2,509,000)	2,597,000
145									
146				Total 2010 - 2012 Proposed Budget			83,781,900	17,876,780	14,944,500
147									

Attachment 12

	A	B	C	D	E	H	I	J	K
1	2010 - 2012 Proposed Municipal Capital Budget Project Descriptions								
2	(Net costs per year - not incremental; * Amendment								
3									
4	Div	Dept	No.	Project Name	Project Description	Proj No.	Revised 2010	Revised 2011	Proposed 2012
5									
6	BSS	BT Dev	1	Community Tourism Strategy	To begin to implement the recommendations (8 in total) in the Tourism master Plan.	40933A		300,000	
7	BSS	CSBM	2	Corporate GIS Foundation Items	The requested items are foundation data and software items required by Corporate GIS for providing GIS service to the Corporation. The items are considered to be of direct or indirect benefit to all departments. Items such as the aerial photography, census information and GIS Portal are considered critical for effective delivery of City services.	40940C	73,000	32,000	
8	C&PS	Culture	3	Arden Theatre Replacement Plan	This proposed project includes the replacement of the audio and lighting consoles, stage floor, new draperies for the theatre and Progress Hall, as well as a complete renovation of the auditorium including replacement of the audience chamber seating, carpet, and electrical. This project is phased over a 3 year period.	40929B	600,000	40,000	134000
9	C&PS	Culture	4	Heritage Sites Functional Plan Implementation Design	It became clear in 2007 that the Heritage Sites Master Plan would need to be taken to the next level by completing a functional servicing plan with detailed engineering design for site servicing and transportation. The intention was to utilize the 2007 carry forwards and 2008 budgeted capital reserves for Condition Assessment on the Heritage Buildings and put forward a functional plan in 2009. This project will complete the functional assessment plan for the Heritage Sites and provide the AHF with phasing plan to implement the vision of the approved Master Plan.	40977A	1,700,000		
10	C&PS	Fire	5	Emergency Services Equipment Replacement Plan (Updated)	Price increases reflect current market cost for this specialized fire rescue and medical equipment.	40949C	72,000	4,000	72,500
11	C&PS	Fire	6	Off-Road Response Vehicle	At present, Fire Services has no effective vehicle to access the City's many kilometres of trails or recently annexed rural wild land. Advancing equipment and personnel to the scene of an emergency will be the primary function for this vehicle. A heavy duty ATV similar to the Yamaha Rhino Series or Artic Cat Prowler could be utilized. This unit would be capable of carrying wild land firefighting foam pumping systems, extra forestry hose and miscellaneous equipments.	41069E	30,000		
12	C&PS	Fire	7	Fire Station #1 (Design Only)	Design and Engineer Station #1 to replace this 1961 structure to accommodate a satellite station (two-bay), four to six staff.	2012			500,000
13	C&PS	Police	8	RCMP Building Renovations (New)	A three member RCMP Drug Unit was formed shortly after the new detachment building was occupied in 2001. No existing office space was available for their use so a storage room was converted. The space requires new lighting, carpet and a window to allow natural light.	41017B	10,000		
14	C&PS	Police	9	RCMP Parking Lot Expansion	\$180,000 to \$220,000 to expand RCMP parking lot into City owned property adjacent to present lot, behind fire hall.	2010	220,000		
15	C&PS	Rec	10	City Parks Refurbishment Plan/Implementation	City parks are in a state of decline as amenities have reached the end of their lifecycle. To ensure the quality of life of our residents is maintained, administration is recommending the completion of a refurbishment plan that can be implemented to rejuvenate our City parks.	40910A	100,000	100,000	100,000
16	C&PS	Rec	11	Community Capital Program	The purpose of the Community Capital Program is to provide a source of funds for eligible capital projects to be undertaken by eligible not-for-profit St. Albert groups that provide broad and inclusive recreational, cultural or social services with the City of St. Albert. This project falls under the authority of City Council Policy C-CS-06 approved by Council on March 23, 2009.	40917B	500,000	500,000	500,000
17	C&PS	Rec	12	Community Recognition Program	A permanent tribute is required for residents honoured by the Community Recognition Program. Site development of the outdoor location at the north-west corner of Perron Street and Sir Winston Churchill Avenue.	40932C	80,000		

	A	B	C	D	E	H	I	J	K
1	2010 - 2012 Proposed Municipal Capital Budget Project Descriptions								
2	(Net costs per year - not incremental; * Amendment								
3									
4	Div	Dept	No.	Project Name	Project Description	Proj No.	Revised	Proposed	
5							2010	2011	2012
18	C&PS	Rec	13	Dog Park	The off leash dog park is a Council priority. A staff committee has met to determine the location and criteria for the dog park within city boundaries. The scope of this project will include a revision of the current animal bylaw, installation of chain link fencing, signage, receptacles and site furniture.	41022A	140,000	100,000	
19	C&PS	Rec	14	Fowler Track	With increased demand and usage of the City's only outdoor track, the facility is approaching the end of it's lifecycle. The inside lanes on the track are wearing away due to extensive use. Interim repairs completed by Public Works are no longer a sufficient fix. Administration is recommending to resurface the entire track.	41098C	200,000		
20	C&PS	Rec	15	FPRC - DE Filters	As our City grows we need to address our indoor facility lifecycle requirements. The original DE Filtration system for the leisure pool and the small pool are both approaching the end of their lifecycle. (30 years in 2008) When the facility renovation and expansion was completed in 1999-2000, it was recommended that the replacement of these systems be completed at the end of their lifecycle, as the project budget did not allow for changes at the time. Staff is recommending to complete an assessment of the DE Filters and make recommendations for replacement in the 2010 budget.	41061C	250,000		
21	C&PS	Rec	16	FPRC Salt Chlorine Generation System (Small Pool)	The average lifespan on a Salt Chlorine Generation system is approximately 15 years. The system in the small pool was replaced in 1994. Administration is recommending to replace the Salt Chlorine Generation system within the small pool as it has reached the end of it's lifecycle.	41160C		100,000	
22	C&PS	Rec	17	Lion's Park Refurbishment	Lions Park is one of City's major destination parks, it is also the site of many special events including the Children's Festival and Canada Day. Staff is recommending to refurbish this park including winterizing the existing washroom facility to act as a warm up site for a leisure ice surface.	41067B	400,000		
23	C&PS	Rec	18	Mission Tennis Courts	This project will provide funding support to the St. Albert Tennis Club in the necessary rehabilitation to repair and resurface the courts at Mission Hills Tennis Club.	40981A	37,500		
24	C&PS	Rec	19	Northridge Park Development Phase 1/Phase 2	The Northridge Subdivision is located north of the Sturgeon River in the north west quadrant of the City. As this subdivision reaches build out, it is the City's responsibility to complete the amenities within the park spaces, including site furniture, playgrounds, sports fields, etc.	40982A	650,000		
25	C&PS	Rec	20	REC Renovations to Akinsdale/Kinex Arenas	A series of issues were forwarded to the City of St. Albert regarding renovations to the areas including a number of suggestions to maximize the facilities for all ice users, as well as the greater community at large. Suggestions included the size and orientation of the dressing rooms as well as the need to complete an overall space study to maximize our year round usage to meet the growing demand of our citizens. This project will identify and complete the required renovations to accommodate our user groups and the residents of St. Albert.	40948B	300,000		
26	C&PS	Rec	21	Sport field Refurbishment Program	The current state of the City's sport fields are in dire condition. Due to heavy usage, it is a challenge to keep up with the required repairs. Our fields are no longer up to the standards required for the City's programmed sports. This project is a multi year project that includes aeration, required grading, top soil and seed, replacement of goal posts, fences, players benches, etc.	41135A		200,000	200,000

	A	B	C	D	E	H	I	J	K
1	2010 - 2012 Proposed Municipal Capital Budget Project Descriptions								
2	(Net costs per year - not incremental; * Amendment								
3									
4	Div	Dept	No.	Project Name	Project Description	Proj No.	2010	Revised 2011	Proposed 2012
5									
	C&PS	Rec	22	Tennis Court Refurbishment Program	The current state of our tennis courts located within the city have deteriorated to the point of becoming a safety concern. The piles for the fence posts have heaved due to freeze thaw in the spring, asphalt has cracked and has become a tripping hazard. This project would include three separate courts; Ironwood, Fountain Park and Willoughby. Each court would be resurfaced and a protective coating applied, and fence with gates, posts and nets.	40985A	150,000	150,000	
27	C&PS	Rec	23	Woodlands Dry Park Playground Replacement	In the summer of 2007 the City of St. Albert removed all of the playground sand from the existing playground due to maintenance concerns with the new drainage and filtration system in the newly renovated water spray park. It was determined that the playground structure was reaching the end of its lifecycle, but due to limited budget it was decided the playground structure would be replaced at a later date. Administration is recommending to remove and replace the existing playground structure.	41016A	150,000		
28	C&PS	Rec	24	Woodlands Water Park - Locker Room	During the refurbishment of the existing Waterpark, it was determined that the locker room was in dire need of repair, due to vandalism and overall wear and tear. Due to limited budget it was decided that the locker room would be completed at a later date.	41136C		100,000	
29	C&PS	Servus	25	Eco Chill System Expansion	The Eco Chill system is an add on system to the new ice plant. Typically ice plants reject heat outside. The Eco Chill system is designed to capture that heat and redistribute it back to the building through the heating system. This ultimately saves Natural Gas which would otherwise be used to create the building heating. Servus Place was constructed with an Eco Chill system.	41024B		220,000	
30	C&PS	Servus	26	LWPC - Murals	Servus Place officially opened in 2006, staff are suggesting to create a more welcoming environment within the Water Park by commissioning an artist to complete a mural within the Pool/Water Park play area.	41066A	25,000		
31	C&PS	Servus	27	Pulastic Flooring on North Field house	Installation of a pulastic floor in the north field house would increase the flexibility of rentals and help to increase the utilization rate of the field houses. This type of surface can be used for multiple sports as turf is very limited.	41072B	15,000		
32	C&PS	Servus	28	Safety Rail System - Performance Arena	For the vast majority of show events in the Performance Arena, glass will be required to be removed to maximize the viewers enjoyment, whether it is a stage performance or on the main surface (e.g. ice show). A serious safety issue exists in that when the glass is removed, the top of the boards only rise approximately 15 inches above the concrete aisle of the first row of seating, around the entire perimeter of the arena. Even if the first row was eliminated from the ticket manifest and covered to prevent people from accessing, the risk still exists, not to mention the loss of 221 seats.	2010	30,000		
33	C&PS	Servus	29	Security Camera Additions	Servus Place was constructed with a 32 camera security system. The cameras were well place and cover a large percentage of the building.	41099C	14,500	14,500	22,500
34	C&PS	Servus	30	Servus Place Life Cycle Replacement Program	The objective of the Study was to forecast the amount of major repairs and equipment replacements that will be required at the facility over a 20-year span to maintain it in a state of good condition.	40914B	155,000	291,500	230,500
35	CS	IT	31	Office Automation Program	Each department submits their office automation requirements to Information Technology Services for consolidation in a central budget. These funds are designated to implement technology in accordance with the City's office automation strategy. An advisory group evaluates each request and recommends a final list to Senior Leadership Team.	40901C	50,000	50,000	50,000
36									

	A	B	C	D	E	H	I	J	K
1	2010 - 2012 Proposed Municipal Capital Budget Project Descriptions								
2	(Net costs per year - not incremental; * Amendment								
3									
4	Div	Dept	No.	Project Name	Project Description	Proj No.	Revised	Proposed	
5							2010	2011	2012
37	CS	IT	32	Office Systems Replacement Plan	The Office Systems Replacement Plan provides administration with the information necessary to plan for proper, cost effective, replacement and upgrade of office equipment while maintaining consistency, compatibility and leading edge technology throughout all departments.	40902C	260,000	406,580	619,400
38	P&E	Eng	33	Anthony Henday Drive Connectors		2010	11,160,000		
	P&E	Eng	34	Arterial Asphalt Overlay Program	This project will provide asphalt overlays to candidates in the arterial network. This project will address the arterial network on a 23-year life-cycle, which will result in further requirements for additional funding for reconstruction of arterials roads. In addition, Capital Project Profile - 2 Arterial Asphalt Overlay Program is required to achieve infrastructure sustainability which will address the arterial network on a 12-year life-cycle.	40907A	2,250,000	2,500,000	2,500,000
39	P&E	Eng	35	City Buildings Rehabilitation	There is a need for a coordinated effort in the review, assessment and implementation of a rehabilitation strategy for all city owned building infrastructure. Managing it on a more global scale can lead to multiple tendering opportunities and overall reduced costs. The first stage will be to review the existing condition and generating the long term plan.	2011		200,000	
40	P&E	Eng	36	Collector Reconstruct Program	This project will continue to reconstruct collector roads that have deteriorated to a condition that the road cannot be fixed by an overlay. Currently, there are approximately \$5 million of collector roads that require reconstruction.	40978B	1,380,000	1,518,000	150,000
41	P&E	Eng	37	Local Reconstruct Program	This project will reconstruct local roads that have deteriorated to a condition that the road cannot be fixed by an overlay. Currently, there are approximately \$23 million of local roads that require reconstruction.	40911A	1,150,000	1,265,000	1,300,000
42	P&E	Eng	38	Local/Collector Asphalt Overlay Program	This project will provide asphalt overlays to candidates in the collector and local networks. This project will address the collector and local networks on a unsustainable 35-year life-cycle, which will result in further requirements for additional funding for reconstruction of collector and local roads.	40906A	2,100,000	2,300,000	2,300,000
43	P&E	Eng	39	Major Bridge Rehabilitation	This project is a result of a city wide bridge inspection program conducted in 2005. This includes the St Albert Road bridge over the Sturgeon River and well as the Grade separation over Sir Winston Churchill Drive. With the completed repairs these bridges should have a estimated service life of up to 30 years. The program in 2011 has been allotted for rehabilitation of existing pedestrian bridges	40919A		550,000	100,000
44	P&E	Eng	40	Permanent Line Marking Rehabilitation	This project will allow the City to properly maintain roadway markings that provide for safety in pedestrian and vehicular movement. The life expectancy for the thermoplastic markings is 10 -12 Years, this increase budget will allow us to revisit and maintain the existing city infrastructure before premature failing occurs.	40955A	100,000	100,000	120,000
45	P&E	Eng	41	Ray Gibbon Drive - Stage 3	Stages 1 and 2 of Ray Gibbon Drive were complete in 2007 and since the opening of these Stages there has been an exponential increase in traffic volumes using the roadway. There is a significant demand to complete Stage 3 of the roadway, which would extend it from Giroux Road to Villeneuve Road. Work to be completed in 2010 would include land purchase for a 78 m road right-of-way, construction of a 2-lane road with pre-grading of the next two lanes, installation of an intersection at Villeneuve Road, landscaping and lighting. The city will require provincial funding to allow for this project to commence.	2010	47,351,000		
46									

	A	B	C	D		E	H	I	J	K
1	2010 - 2012 Proposed Municipal Capital Budget Project Descriptions									
2	(Net costs per year - not incremental; * Amendment									
3										
4	Div	Dept	No.	Project Name		Project Description	Proj No.	Revised 2010	2011	Proposed 2012
5										
47	P&E	Eng	42	Red Willow Trail Overlay Program		This project will provide asphalt overlays to the Red Willow Trail system throughout the City of St. Albert. Most of the trail system was constructed in the early 1990's and to maintain proper 20 year life cycle, an annual budget of approximately 5% of replacement cost is required.	40934A	115,000	126,500	150,000
48	P&E	Eng	43	Riel Park Public Washroom		This project is to design and construct an amenity building that will contain washroom facilities to support and serve the users of the Artificial Turf Field at Riel Recreation Park.	40926B	400,000		
49	P&E	Eng	44	Riel Park Redevelopment Phases 2 (Rodeo, BMX, Rotary)			40931A	3,000,000		
50	P&E	Eng	45	Riel Park Redevelopment Phases 3 (Rugby / Soccer)			40931A		1,000,000	
51	P&E	Eng	46	Riel Park Redevelopment Phases 4 (Rugby / Soccer)			40931A			1,000,000
52	P&E	Eng	47	Sidewalk Program		This project will replace the former Neighbourhood Sidewalk Replacement Program, Pedestrian Ramp Upgrade Program and the Sidewalk Linkages Older Areas Program. This project will rehabilitate or construct approximately 2.5% of the network (10 km) annually.	40908A	920,000	1,012,000	1,000,000
53	P&E	Eng	48	Transportation Systems Mgmt. (Signals)		This project will provide additional traffic signals in locations throughout St. Albert that are identified as needs through warrant studies. Currently, each set of signals costs approximately \$300,000 to install. This budget provides funding for the Engineering, design and equipment for new signal installations and improvements to existing infrastructure	40904A	690,000	759,000	800,000
54	P&E	Eng (Envir)	49	Former Public Works Yard Salt Remediation		The City has committed to Alberta Environment to initiate remediation and continue monitoring this site. Stantec Engineering completed a summary report in 2006, which included possible remediation alternatives. The possible remediation alternatives need to be discussed with and selected in collaboration with Alberta Environment.	41190A		500,000	
55	P&E	Plan	50	Municipal Affordable Housing Grant - 30% Capital		Since only 70% of the grant funds can be used for capital purposes under the grant provisions, the City needs to contribute 30% of the funds or \$371,155 for 2009 and for 2010 (2010 is an estimate as we do not know what the grant funding will be.	41068D	371,200		
56	P&E	PW	51	22 St. Thomas Street Parking Lot		This project is for the construction of a temporary parking lot on the site of 22 St. Thomas St. This project will address parking concerns in the downtown area by creating approximately 50 parking stalls for public use in Downtown St. Albert within close proximity to St. Albert Place and downtown businesses.	2010	150,000		
57	P&E	PW	52	Civic Building Security		A preliminary Risk Assessment report by Zurich Canada has identified numerous areas within St Albert Place and other City properties that do not have adequate security protection. Other City properties such as the Public Works, Transit, and FPRC are also part of this initiative.	41021B		135,000	175,000
58	P&E	PW	53	Mobile Equipment Replacement Plan		This program is for the replacement of Public Works Equipment and Vehicles which have reached the end of their expected life span. The units are replaced after being evaluated and taking into account maintenance, usage and resale value where applicable. As per approved Equipment Replacement Plan.	40903E	1,367,000	918,000	1,345,000
59	P&E	PW	54	PW - St. Albert Place		The 3 reports recently completed identified a number of major issues, which will have to be addressed in the very near future. Refurbishment is identified over the next 3 to 10 years. The business case presented for 2009 is intended to deal with some of the exterior brickwork that is deteriorating. In 2010 and 2011 projects will be prioritized and completed on a priority basis.	41150B		400,000	
60	P&E	PW	55	PW Cold Storage Space		This initiative will provide for the construction of cold storage facilities in which to store the equipment.	41033A	66,100		

	A	B	C	D	E	H	I	J	K
1	2010 - 2012 Proposed Municipal Capital Budget Project Descriptions								
2	(Net costs per year - not incremental; * Amendment								
3									
4	Div	Dept	No.	Project Name	Project Description	Proj No.	2010	Revised 2011	Proposed 2012
5									
	P&E	PW	56	PW Energy Efficiency Program	The City of St Albert has been proactive in its pursuit of energy conservation at its facilities and has undertaken several energy savings initiatives. There is a desire to continue to improve the City's facilities, condition and comfort, and to manage energy usage proactively, while maintaining a focus on fiscal stewardship and budget accountability to the citizens of St Albert. The program will complete the remaining recommendations from the 2004 City of St Albert energy audit conducted by Stantec Engineering.	40927B	51,500	53,000	54,600
61	P&E	PW	57	PW Shop Equipment, Yard and Equipment	Garage maintains a fleet of over 200 pieces of large equipment and vehicles with a value of over 13 million dollars. Vehicles and equipment continue to become more technology advanced, and therefore more specialized equipment is required to carry out repairs that used to be routine in nature. The diagnostic and repair equipment is required.	40912C	40,000	75,000	182,300
62	P&E	PW	58	PW Snow Storage	The City of St. Albert presently does not have a permanent snow storage site. The dollars in this business case are to possibly partner with the utility area on a combo snow storage/ compost facility. The dollars in this business case are to supplement existing dollars (1.2 million) already carried forward in previous budgets. The anticipated cost for this facility is expected to be close to 2.0 million.	41197D		625,000	
63	P&E	PW	59	Regulatory and Street Signage Upgrades	This activity will allow the City to replace, repair and to re-establish all signs within the City to current standards and practices as recommended in the Manual of Uniform Traffic Control Devices for Canada. Replacing and repairing old and faded signs would accomplish the following: Increase visibility, Promote safe transportation of vehicular and pedestrian traffic.	40976C	33,100	39,900	
64	P&E	PW	60	St. Albert Place Relandscaping	This project is for the replacement of the grass boulevard in front of St. Albert Place with brick. It also includes the redesign, sidewalk installation and relandscaping of the south and rear sides of St. Albert Place. This business case is based on a request from Council. The cost of the boulevard replacement is estimated at \$85,000. The redesign, installation of sidewalk and retaining wall and relandscaping is estimated at \$200,000 (high level estimate, could change over the next few weeks., presently getting price quotes).	2010	200,000		
65	P&E	PW	61	Subdivision Signage Refurbishment	In each of the major subdivisions in St. Albert there may be 2 or more entrances. Once the subdivisions are fully developed, the associated specialized assets are the responsibility of the City to maintain. Many of these signs were constructed 10 to 20 years ago and now require improvements.	40913C	60,000	61,800	63,700
66	P&E	Transit	62	Bus Corrosion Prevention Maintenance	This business case is to take preventative actions to fix the corrosion until the buses are ready to go out of service. The cost estimate to replace these panels in 2009 and 2010 would be \$20,000 per bus.	40915E	40,000	40,000	
67	P&E	Transit	63	Far North Transit Centre and Park & Ride - Land	The proposed new Far North Transit Station is documented in the 10 Year Capital Plan, but the new TMP shows that the proposed facility to the south of the City is a higher priority (based on the build out of the original City boundary before major development proceeds in the recently annexed lands). To realize a Far North Transit Station, we need to acquire the land for this facility soon, such that construction can commence as and when development proceeds in the newly annexed lands.	41051A	500,000		
68									

	A	B	C	D	E	H	I	J	K	
1	2010 - 2012 Proposed Municipal Capital Budget Project Descriptions									
2	(Net costs per year - not incremental; * Amendment									
3										
4	Div	Dept	No.	Project Name	Project Description	Proj No.	2010	Revised 2011	Proposed 2012	
5										
69	P&E	Transit	64	GPS AVL Phase 2	This project requires the Business Cases for Scheduling Software and the FTE Technological Applications Coordinator to be approved, such that this additional work can be undertaken without impacting day to day service. The Trip Planner application for the City Website is also closely linked to this project.	41063A	100,000	-	-	
70	P&E	Transit	65	Handibus Scheduling Software	St. Albert Transit Handibus does not have a Scheduling software package. For the past 22 years, all the Handibus Service is manually scheduled; it is time-consuming and ineffective and over the years glitches with this system have resulted in many unsatisfied customers. It would also assist staff to plan routes effectively.	41162C		30,000		
71	P&E	Transit	66	South Transit Station and Park & Ride - Land and Construct	The new City of St. Albert Transportation Master Plan has stated the need for a new Transit Station to be constructed at the South end of the City, strategically located at the intersection of the St. Albert Trail and the new Anthony Henday NW (due for completion in November 2011). This facility will be vitally important for future BRT / LRT routes to St. Albert and will require significant Park & Ride spaces, such that the Village Transit Station will no longer be required for Transit Operations. This land would then be available for other purposes / potential sale. The proposed new location falls within the Provincially designated TUC and is shown in the Provincial Plans for the Capital Region. There is some uncertainty regarding the possibly of permitting parking spaces within the TUC as well as the likely cost / availability of this land. This will necessitate high-level discussions with the Alberta Government in the near future. Please note, the full construction costs for the facility have not yet been accurately defined.	40953D	450,000	-	-	
72	P&E	Transit	67	Transit Expansion Buses (excl UPASS Buses)	The Transit Long Term Department Plan has identified capital and operating needs out to 2020. These needs are based on an expanded community and needs to maintain service in keeping with the established service standards. In 2009 to 2011 the Fleet Growth Plan identifies the need for two 12metre long regular buses in each of the three years and an expansion Handibus in 2011.	40944E		200,000		
73	P&E	Transit	68	Transit Garage Satellite Storage - Land	This would be essentially be used to house the expanding transit bus fleet of Articulated (18m) and Regular (12m) Transit buses. The Long Term Plan sets out that the current StAT garage will be inadequate to house the bus fleet in approximately 2014. However, with the three additional buses required for U-Pass and the new Transportation Master Plan envisaging an potential increase in the rate of Transit Fleet Expansion to achieve modal share changes, this facility will certainly be needed sooner.	41137D		500,000		
74	P&E	Transit	69	Transit Replacement Plan	The adopted Transit Replacement Plan identifies that in 2010 there is a requirement in 2010 to replace the 3 articulated 18 metre long and the 3 12 metre long buses that were originally purchased in 1995. The replacement plan also calls for replacement of the 25 year old Tow Truck, Bus Wash and Vacuum system in 2011.	41038E	3,525,000	300,000	1,275,000	
75	P&E	Transit	70	Transit Waiting Shelters	As transit ridership is growing, and service commences in the newly developed neighbourhoods, Bus Shelter installations are frequently requested by customers. We plan to provide 5 Bus Shelters in each year in 2010 and 2011.	41097A		60,000		
76										
77	Total 2010 - 2012 Proposed Budget						83,781,900	17,876,780	14,944,500	
78										

	A	B	C	D	E	G	I	J	K
1	2010 - 2012 Proposed Municipal Capital Budget Project Descriptions (Unfunded)								
2	(Net costs per year - not incremental)								
3									
4	Div	Dept	No.	Project Name	Project Description	Proj No.	2010	2011	2012
5									
6				Business Cases - Unfunded					
7									
8				New Requests - Unfunded					
9	BSS	BT Dev	1	Community Tourism Strategy (Capital)	Improve/add additional signage to the downtown, including entrance features. River enhancements. Implement downtown vision and Objectives (plaza, street furniture, parking etc.).	2012			3,334,000
10	C&PS	Culture	3	Arden Theatre Lobby and Box Office Renovations	This project includes the renovation and upgrades to the Arden Theatre Lobby, concession and Box office to better serve our patrons.	2012			157,000
11	C&PS	Culture		Heritage Sites Phase 2			2,800,000		
12	C&PS	Culture		Heritage Sites Phase 3			2,500,000		
13	C&PS	Culture		Heritage Sites Phase 4			2,500,000		
14	C&PS	Culture		Heritage Sites Phase 5			3,100,000		
15	C&PS	Culture	4	Juneau House Rehabilitation	In 2008 and 2009 two studies were undertaken to assess the historical significance of Juneau House and also its condition. Recommendations included major rehabilitation to this heritage building. The Stantec Report indicated structural challenges with the basement and made recommendations that the basement be replaced within 5 years and that yearly inspections would need to take place to ensure that the building continued to be safe for occupancy. In addition, numerous other areas require restoration including flooring, windows, interior walls/ceilings, as well as upgrades to mechanical and electrical systems. The replacement of the concrete foundation will require the building to be lifted, and or moved so there can be no occupancy during this work.	2012			340,000
16	C&PS	Culture	2	Visual Arts Studio - Electric Kilns Replacement (3)	To replace 3 electric kilns over a two year period. Includes removal of old and installation of new kilns, delivery etc.	2012			7,000
17	C&PS	Fire	5	Aerial Fire Apparatus	Vehicle will help address city-wide, high-building fire emergencies and will provide additional resources for large risk, low-rise fire situations. Although originally an aerial was recommended (\$1,400,000) a less costly solution is possible (\$800,000.00) which will provide both pump and aerial capability at the fire scene.	2011		800,000	
18	C&PS	Fire	7	Fire Computer Aided Dispatch Upgrades	Fire Electronic Roster and Computer Aided Dispatch upgrade to replace existing system. Roster system is critical to our operation given staffing levels and number of stations. Current system at the end of its life cycle and very expensive to maintain.	2012			120,000
19	C&PS	Fire	6	Traffic Light Pre-emption	Emergency crews responding in today's traffic encounter many hazards that can only be minimized by training and experience. However there is technology that will give some control to crews at intersections that will give responding crews priority at traffic lights. Traffic Signal Pre-emption (TSP) is a proven benefit world wide, and will increase safety of the responding crews and public at intersections by reducing the confusion associated with not everyone knowing what to do when they meet with Emergency vehicles at intersections. In many municipalities response times have improved significantly especially to areas that are effected by congestion at traffic signals, often crews are forced to stop running hot and wait for intersections to clear at the next light cycle. Benefits from implementation of a TSP system are widespread. The community, the Fire Department, the EMS and Police Departments, and Transit all stand to gain. In addition, this TSP solution was reviewed by the City's Traffic Engineering Department.	2012			63,000

	A	B	C	D	E	G	I	J	K
1	2010 - 2012 Proposed Municipal Capital Budget Project Descriptions (Unfunded)								
2	(Net costs per year - not incremental)								
3									
4	Div	Dept	No.	Project Name	Project Description	Proj No.	2010	2011	2012
5									
	C&PS	Rec	9	Erin Ridge North Parks Master Plan	The Erin Ridge North community is located in the north east sector of St. Albert, north of the Sturgeon River. The neighbourhood is predominately a mix of single family and multi family residential lots, as well as some commercial and industrial properties . A number of park site have been allocated within the Erin Ridge North Neighbourhood including a proposed School Site on 2.7 Ha in the center of the development. This site is interlinked through other MR lands to provide a variety of parks, linear park, storm water management facilities and a pedestrian link proposed along Coal Mine Road. To guide the future development of MR lands, a Parks Master plan will be required for the Erin Ridge North area. The goal of the Erin Ridge North Neighbourhood Parks Master Plan is to provide quality open spaces, facilities and linkages within the Erin Ridge area, which serve the needs and quality of life for all residents. While providing diversity and a balance of active and passive leisure spaces; a healthy and sustainable community environment; and a sense of place that is consistent with the City of St Albert open space planning and management principals.	2011		75,000	
20	C&PS	Rec	10	Kingwood Master Plan	The Kingswood community is located in the southeast sector of St. Albert, south of the Sturgeon River. The neighbourhood area is approximately 140 HA and provides a majority of single family lots with multi family and adult living housing. A 7.19Ha school/park site has been allocated within the central portion of the Kingswood Neighbourhood. This site is interlinked through other MR lands to provide a variety of parks, linear park, public walkway, and environmental reserve and utility right of ways. To guide the future development of MR lands, a Parks Master plan will be required for the Kingswood area. The goal of the Kingswood Neighborhood Parks Master Plan is to provide quality open spaces facilities and linkages within Kingswood, which serve the needs and quality of life for all residents. While providing diversity and a balance of active and passive leisure spaces and natural areas; a healthy and sustainable community environment; and a sense of place that is consistent with the City of St Albert open space planning and management principals.	2012			75,000
21	C&PS	Rec	11	South Riel Master Plan	The South Riel community is located in the south west sector of St. Albert, south of the Sturgeon River. The neighbourhood area provides a large commercial area with single family, multi family and adult living housing. A park site has been allocated within the central portion of the South Riel Neighborhood. This site is interlinked through other MR lands to provide a variety of parks, linear park, public walkway, and utility right of ways. To guide the future development of MR lands, a Parks Master plan will be required for the South Riel area. The goal of the South Riel Neighborhood Parks Master Plan is to provide quality open spaces facilities and linkages within the South Riel Area, which serve the needs and quality of life for all residents. While providing diversity and a balance of active and passive leisure spaces and natural areas; a healthy and sustainable community environment; and a sense of place that is consistent with the City of St Albert open space planning and management principals.	2012			75,000
22									

	A	B	C	D	E	G	I	J	K
1	2010 - 2012 Proposed Municipal Capital Budget Project Descriptions (Unfunded)								
2	(Net costs per year - not incremental)								
3									
4	Div	Dept	No.	Project Name	Project Description	Proj No.	2010	2011	2012
5									
	C&PS	Rec	12	Timberlea Master Plan	The Timberlea community is located in the north west sector of St. Albert, north of the Sturgeon River. The neighbourhood is predominantly single family, multi family and adult living housing. A number of park sites have been allocated within the Timberlea Neighborhood including a substantial Environmental Reserve along the Sturgeon River including the White Spruce Forest. This site is interlinked through other MR lands to provide a variety of parks, linear park, and public walkways. To guide the future development of MR lands, a Parks Master plan will be required for the Timberlea area. The goal of the Timberlea Neighborhood Parks Master Plan is to provide quality open spaces, facilities and linkages within the Timberlea area, which serve the needs and quality of life for all residents. While providing diversity and a balance of active and passive leisure spaces and natural areas; a healthy and sustainable community environment; and a sense of place that is consistent with the City of St Albert open space planning and management principals.	2012			75,000
23									
24	C&PS	Rec	13	Trail Identification Project		2012			250,000
	C&PS	Servus	15	Pulastic Flooring on North Field house	Installation of a pulastic floor in the north field house would increase the flexibility of rentals and help to increase the utilization rate of the field houses. This type of surface can be used for multiple sports as turf is very limited.	2011		185,000	
25									
26	C&PS	Servus	14	Servus Place Fitness and Wellness expansion and access		2010	550,000	5,000,000	
	Council	Council	18	Development St. Thomas Street Empty Lot Phase 1	Begin the development of the empty lot on St. Thomas Street. Eggress, access, and temporary parking area.	2012			500,000
27									
	Council	Council	17	Recreation Dirt Bike Mogul Track	The current skateboard park has bike users, and adjacent to the skateboard park, and south of the ball diamonds and north of the play park building is room for a bike mogul park for recreation use.	2012			200,000
28									
29	Council	Council	16	Train Whistle Cessation (Mckenney & Ray Gibbon Drive)		2010	150,000		
	OA	AHF	21	Arts & Heritage Sites Landscaping	This is a continuation of the landscaping requirements detailed in the Heritage Sites Functional Plan and includes the following: development and connection of the Trails system throughout the site; barrier free transportation access into and throughout the site; development of a Métis Garden; development of the historical farm of the River lot System; establishment of native grasses and plants; development of a boardwalk system and low impact trails next to the Sturgeon River; etc (ORDER OF MAGNITUDE DETAILS WILL BE FORTHCOMING IN JULY 2009 WITH SPECIFIC FINANCIAL DETAILS FORTHCOMING IN EARLY 2010).	2012			1,250,000
30									
	OA	AHF	20	Arts & Heritage Sites Restoration	This is the continuation of the development and implementation of the Heritage Sites Functional Plan. It include the following: Restoration of Hogan House; relocation, foundations and restoration of the Brosseau Granary; relocation of Chevigny House; development of the hard infrastructure (water, sewer, roadways); continuation of the restoration of the two provincially designated grain elevators; security systems installation in all buildings and security site surveillance; creation of an expanded parking lot and bus loop for the Heritage Sites. (ORDER OF MAGNITUDE DETAILS WILL BE FORTHCOMING IN JULY OF 2009 WITH DETAIL FINANCIAL IMPLICATIONS	2012			1,250,000
31									
32	OA	AHF		Children's Cultural Centre					5,000,000

	A	B	C	D	E	G	I	J	K
1	2010 - 2012 Proposed Municipal Capital Budget Project Descriptions (Unfunded)								
2	(Net costs per year - not incremental)								
3									
4	Div	Dept	No.	Project Name	Project Description	Proj No.	2010	2011	2012
5									
	OA	AHF	19	Cunningham House	The house has been abandoned since the late 1960's and the assessment on the House (completed in December 2005 by Earthtec) indicates foundation problems. In addition, the house currently had a temporary roof put on in 2005 and therefore needs to be completely resigned. Windows and doors require restoration. It also needs to have the stucco removed in order to reveal the original siding. A heating system is required to be installed in order to provide heat during the winter months to mitigate damage from freeze/thaw conditions. Overall, the house requires overall restoration.	2012			350,000
33									
34	OA	AHF		Museum Expansion				1,000,000	1,000,000
	OA	Library	22	Library Branch - Planning & Design	An improved and expanded library facility provides the additional space needed to sustain high-quality library collections, services, and programs for St. Albert's growing population.	2010	1,237,000	14,231,300	4,533,200
35									
	OA	Library	24	Library Circulation System Enhancement	RFID technology is rapidly becoming the standard in libraries as it is employed to streamline the check-in and check-out of books and other materials. There would be an initial cost for casual staff to insert the RFID tags into the 165,000 items in our collections, the cost of the tags, and a capital outlay for equipment. In subsequent years there would be an annual cost for equipment service agreements.	2012			444,600
36									
	OA	Library	23	Library Collection Enhancement	A new library building will require a larger collection of books and audiovisual materials to meet the needs of our citizens. This project will add to the Collection Reserve fund and give the Library the capacity to purchase, catalogue and process new books and audiovisual materials for a new library facility.	2011		300,000	300,000
37									
38	P&E	Eng		Anthony Heday Landscaping			550,000		
	P&E	Eng	40	City Building Rehabilitation	There is a need for a coordinated effort in the review, assessment and implementation of a rehabilitation strategy for all city owned building infrastructure. Managing it on a more global scale can lead to multiple tendering opportunities and overall reduced costs. The first stage will be to review the existing condition and generating the long term plan.	2012			3,000,000
39									
	P&E	Eng	25	City Owned Parking Lot - Major Rehabilitation	The City of St. Albert is responsible for the upkeep of several parking lots throughout the city. These are aging and will require eventual rehabilitation. The 2010 project will assess the parking lots to determine the appropriate budgets to address this rehabilitation into the future.	2010	100,000		100,000
40									
	P&E	Eng	36	Collector/Local Road Rehabilitation # 2	This project will provide surface rehabilitation to candidates in the collector and local networks. This is an additional investment and represents a compromise between needs and fiscal constraints. A typical road way is expected to last upwards of 20 to 25 years, a significant percentage of roads were constructed in the late 70's and early 80's and now are becoming due for rehabilitation. If not addressed these roads will have to be reconstructed at significantly higher capital costs.	2012			1,000,000
41									
42	P&E	Eng	35	Infrastructure Parks		2012			800,000
43	P&E	Eng	39	Infrastructure Sidewalks		2012			2,000,000
44	P&E	Eng	33	Infrastructure Traffic Signals		2012			700,000
45	P&E	Eng	31	Infrastructure Trails		2012			500,000
46	P&E	Eng	34	LeClair Way Phase 1		2012			748,000
47	P&E	Eng	32	LeClair Way Phase 2		2012			660,000

	A	B	C	D	E	G	I	J	K
1	2010 - 2012 Proposed Municipal Capital Budget Project Descriptions (Unfunded)								
2	(Net costs per year - not incremental)								
3									
4	Div	Dept	No.	Project Name	Project Description	Proj No.	2010	2011	2012
5									
48	P&E	Eng	37	NE Sector Arterial	As part of the TMP (Transportation Master Plan) this arterial road represents the realignment of the existing Villeneuve Road and the creation of a new arterial section servicing the northern annexation area. The functional plan for the road was conducted in 2009 and has established a firm ROW (Right-of-Way). This spans from the future intersection of Ray Gibbon Drive and extends east past St. Albert Trail to the eastern city limits. The road would be constructed in stages starting with securing the entire 45 m ROW and building 2 lanes of the 4 lane divided arterial standard. The entire length of the road is approximately 5 km. The road would become part of the new arterial off-site levy.	2012			1,500,000
49	P&E	Eng	27	Pedestrian / Multiuse Bridge over RGD	This initiative is presented to support the desire to see a pedestrian bridge crossing RGD (Ray Gibbon Drive), a future 8 lane freeway. It will create a key linkage between the future Holes green house and Lois Hole Provincial Park.	2011		500,000	3,000,000
50	P&E	Eng	26	Retaining and Sound Wall Structures Rehab Study	The sound walls along St Albert Trail are aging and may be in need of rehabilitation.	2010	200,000		
51	P&E	Eng	38	St Albert Road Urbanization		2012			1,500,000
52	P&E	Eng	29	St. Albert Road - mode shift plan		2012			250,000
53	P&E	Eng	28	Veness Road Upgrade (142 St)	With the development of North Campbell there will be a need to upgrade the existing Veness Road to an acceptable standard to accommodate truck traffic. This project will cover the road from the east entrance to North Campbell to the intersection of Corriveau Avenue (approximately 400 m).	2011		500,000	4,000,000
54	P&E	Eng	30	Villeneuve ASP Development- Engineering Design	If the City assumes the developer role they will be required to provide the overall design for the envisioned development within their land holding in the Villeneuve ASP (Area Structure Plan). This was formerly referred to as the Badger Land Servicing Design.	2012			500,000
55	P&E	PW	43	PW Asphalt Spray Patcher	As identified in the Public Works Long Term Plan, there is a need to restore and meet services related roadway maintenance on collectors streets. The previous business case had specified a pull behind unit, the current business case is a self propelled unit which will significantly improve productivity in spray patching and will assist in meeting these service levels. The dollars in this business case are to supplement existing dollars (80,000) already carried forward in previous budget. The new asphalt spray patcher unit would accomplish the following: <ul style="list-style-type: none"> · Allow for the asphalt patching of all collectors yearly. · Allow for the asphalt patching of residential streets on a three year cycle. 	2010	120,000		
56	P&E	PW	46	PW Lift Truck and Chipper	As identified in the Public Works Long Term Plan, there is a need to restore and meet services related to Tree operations. The purchase of a lift truck and chipper will assist new staff in managing the various service levels related to tree operations. The new lift truck/chipper will accomplish the following <ul style="list-style-type: none"> · Allow for staff to meet service levels for tree lifting and pruning. · Allow for the asphalt patching of residential streets on a three year cycle. 	2011		166,000	

	A	B	C	D	E	G	I	J	K
1	2010 - 2012 Proposed Municipal Capital Budget Project Descriptions (Unfunded)								
2	(Net costs per year - not incremental)								
3									
4	Div	Dept	No.	Project Name	Project Description	Proj No.	2010	2011	2012
5									
	P&E	PW	41	PW Pickup Truck - HVAC	As identified in the Public Works Long Term Plan, there is a need to restore and meet services related to buildings and facilities. The purchase of a pickup truck will assist the new HVAC technician in managing that component of City buildings and meeting the service levels approved by Council. Operating funding has been reallocated for this position. The new pickup will accomplish the following: Allow for the HVAC technician to travel between buildings and store the required tools.	2010	27,000		
57									
	P&E	PW	42	PW Sidewalk Snow Plow	As identified in the Public Works Long Term Plan, there is a need to restore and meet services related to snow and ice control related to sidewalks and trails. The purchase of an additional sidewalk bombardier will assist in meeting these service levels of clearing all sidewalks within 48 hours. The new sidewalk bombardier unit would accomplish the following: · Increase efficiencies in snow clearing on Arterial and Collector sidewalks and trails · Increasing the efficiencies on clearing transit terminals	2010	115,000		
58									
	P&E	PW	45	PW Tandem Truck/Sander/Plow	As identified in the Public Works Long Term Plan, there is a need to restore and meet services related to snow and ice control and pavement maintenance. The purchase of an additional truck/plow/sander will assist in meeting these service levels. The City of St. Albert presently carries out snow removal with a level service that provides for the clearing of all Arterial and Collector roadways with in eight hours after a snowfall. The new tandem truck in combination with a sanding and plowing unit would accomplish the following: · Increase efficiencies in snow clearing on Arterial and Collector roadways · Increasing the efficiencies on arterial and collectors will aid transit in meeting their schedules during snow events · Mitigate the risk associated with winter snow conditions - assist in the operation of pavement maintenance/spray patching	2010	225,000		
59									
	P&E	PW	44	PW Turf Mowers	As identified in the Public Works Long Term Plan, there is a need to restore and meet services related sport fields parks , buffers and boulevards. The purchase of 4 additional mowers working together will assist in meeting the service levels identified in the long term plan. The new mowers will accomplish the following: · Allow for the weekly grass cutting of sport field and high profile parks areas. · Allow for the biweekly of other parks turf areas.	2010	144,000		
60									
61	P&E	Transit	53	Additional Growth Buses to Achieve Modal Shift		2012			750,000

	A	B	C	D	E	G	I	J	K
1	2010 - 2012 Proposed Municipal Capital Budget Project Descriptions (Unfunded)								
2	(Net costs per year - not incremental)								
3									
4	Div	Dept	No.	Project Name	Project Description	Proj No.	2010	2011	2012
5									
	P&E	Transit	52	Automatic Vehicle Location & GPS	We anticipate that Phase 1, the installation of a GPS / AVL system will be completed by the end of 2008, then the Phase 2 needs to achieve the 'Route Builds' which enable us to convey real time transit information to our customers, through a facility such as 'Next Bus'. This second phase is a necessary and important part of the overall GPS/AVL system and is going to cost much less than originally thought. A \$650,000 value is identified in the approved 10 year capital plan for 2012. With Council Prioritization for GPS / AVL, we see the need to complete Phase 2 earlier than previously planned, but at an estimated cost of just \$100,000. This project requires the Business Cases for Scheduling Software and the FTE Technological Applications Coordinator to be approved, such that this additional work can be undertaken without impacting day to day service. The Trip Planner application for the City Website is also closely linked to this project.	2012			200,000
62	P&E	Transit	51	Bike Racks	St. Albert Transit patrons are currently unable to take their bicycles on the buses. We are aware of the interest that exists within the St. Albert community and amongst our riders for this option to be available, both for commuters and for recreational cyclists. Installing bicycle racks on every bus in the StAT fleet would allow cyclists to take their bikes on the bus. This measure would also correlate with the aims of the St. Albert Transit ISO14001 Environmental Management System and the new City of St. Albert TMP in promoting sustainable transport opportunities within St. Albert. The cost estimate provided above allows \$1250 per unit on each of our 52 buses.	2012			75,000
63	P&E	Transit	50	Bike Storage Lockers	A number of our customers wish to travel by bicycle to our Transit Stations, then leave their bike securely and board the bus. At present we have one 'toast rack' style unit at VTS, but this is exposed to the weather. The new City of St. Albert Transportation Master Plan requires that better consideration be given to the integration of sustainable modes of travel. To achieve this, we wish to install a weatherproof storage unit at both VTS and SACE in highly visible locations. A range of options is available and these would be investigated further to select the most appropriate type of storage	2012			20,000
64	P&E	Transit	49	South Transit Centre and Park & Ride - Land and Construct	The new City of St. Albert Transportation Master Plan has stated the need for a new Transit Station to be constructed at the South end of the City, strategically located at the intersection of the St. Albert Trail and the new Anthony Henday NW (due for completion in November 2011). This facility will be vitally important for future BRT / LRT routes to St. Albert and will require significant Park & Ride spaces, such that the Village Transit Station will no longer be required for Transit Operations. This land would then be available for other purposes / potential sale. The proposed new location falls within the Provincially designated TUC and is shown in the Provincial Plans for the Capital Region. There is some uncertainty regarding the possibly of permitting parking spaces within the TUC as well as the likely cost / availability of this land. This will necessitate high-level discussions with the Alberta Government in the near future. Please note, the full construction costs for the facility have not yet been accurately defined.	2011		4,000,000	
65									

	A	B	C	D	E	G	I	J	K	
1	2010 - 2012 Proposed Municipal Capital Budget Project Descriptions (Unfunded)									
2	(Net costs per year - not incremental)									
3										
4	Div	Dept	No.	Project Name	Project Description	Proj No.	2010	2011	2012	
5										
	P&E	Transit	47	TMP Transit Priority Implementation	Transit buses experience significant delays due to increasing traffic congestion on key corridors. This causes increased travel time and missed connections for our customers. This project commenced in 2007 and has since been confirmed as a key tenet of the new City of St. Albert TMP (Transportation Master Plan). Actions would include studies on further key corridors (e.g. St. Albert Road), installation of bus activated traffic lights and modification of existing signal programs to reduce bus delays. The annual fiscal requirement has been increased from 2007 / 08 levels due to the increased emphasis from the TMP and the Council Prioritization, such that we are able to make progress at the rate required to allow BRT service to operate by around 2016, as set out in the TMP.	2010	75,000	500,000	500,000	
66										
67	P&E	Transit	48	Transit Corridor Framework Study		2010	140,000			
	P&E	Transit	54	Transit Garage Satellite Storage	The Transit Long Term Plan has identified that to effectively serve a city with expansion to the north, there is a need for a Transit garage satellite storage facility. This would be essentially be used to house the expanding transit bus fleet of Articulated (18m) and Regular (12m) Transit buses. The Long Term Plan sets out that the current StAT garage will be inadequate to house the bus fleet in approximately 2014. However, with the three additional buses required for U-Pass and the new Transportation Master Plan envisaging an potential increase in the rate of Transit Fleet Expansion to achieve modal share changes, this facility will certainly be needed sooner. Leaving buses outside during the harsh Albertan winter is not feasible. This Business Case is to acquire land in 2011, ready for possible construction in 2012. The location is not critical, although land in the North West of St. Albert might be preferred, as this would allow us to dispatch buses to both ends of the City in a timely manner. The costs of land are estimated, subject to further discussion around suitable sites and current ownership.	2012			10,000,000	
68										
69										
70	Total 2010 - 2012 Business Cases - Unfunded						14,533,000	27,257,300	51,126,800	
71										
72										

Attachment 13

CITY OF ST. ALBERT																
2010 - 2012 PROPOSED MUNICIPAL CAPITAL BUDGET FUNDING																
September 23, 2009																
2010 MUNICIPAL CAPITAL BUDGET																
Division	Dept	Project Name	Budget Request	PAYG	Capital Fund	Reserves	Basic Capital Grant	AMIP Grant	MSI Grant (max \$1,000,000)	NDCC	NDPT & NDFPTT	Misc Grants	Special Provincial Grant	Roadway Offsite Levy	Debt	Total
6	BSS	CSBM	Corporate GIS Foundation Items	73,000	-	73,000	-	-	-	-	-	-	-	-	-	73,000
7	C&PS	Culture	Arden Theatre Replacement Plan	5,000	-	-	5,000	-	-	-	-	-	-	-	-	5,000
8	C&PS	Culture	Heritage Sites Functional Plan Implement (150th Anniv) ²	1,500,000	-	-	-	-	1,500,000	-	-	-	-	-	-	1,500,000
9	C&PS	Fire	Off-Road Response Vehicle	30,000	30,000	-	-	-	-	-	-	-	-	-	-	30,000
10	C&PS	Fire	EMS Replacement Plan	72,000	-	-	72,000	-	-	-	-	-	-	-	-	72,000
11	C&PS	Police	RCMP Building Renovations	10,000	10,000	-	-	-	-	-	-	-	-	-	-	10,000
12	C&PS	Rec	Mission Tennis Courts	37,500	-	-	37,500	-	-	-	-	-	-	-	-	37,500
13	C&PS	Rec	Community Recognition Program	80,000	80,000	-	-	-	-	-	-	-	-	-	-	80,000
14	C&PS	Rec	City Parks Refurbishment Plan/Implementation	100,000	100,000	-	-	-	-	-	-	-	-	-	-	100,000
15	C&PS	Rec	Dog Park	140,000	140,000	-	-	-	-	-	-	-	-	-	-	140,000
16	C&PS	Rec	Tennis Court Refurbishment Program	150,000	150,000	-	-	-	-	-	-	-	-	-	-	150,000
17	C&PS	Rec	Woodlands Dry Park Playground Replacement	150,000	150,000	-	-	-	-	-	-	-	-	-	-	150,000
18	C&PS	Rec	Fowler Track	200,000	200,000	-	-	-	-	-	-	-	-	-	-	200,000
19	C&PS	Rec	FPRC - DE Filters	250,000	-	-	-	-	250,000	-	-	-	-	-	-	250,000
20	C&PS	Rec	REC Renovations to Akinsdale/Kinex Arenas	300,000	-	-	-	-	300,000	-	-	-	-	-	-	300,000
21	C&PS	Rec	Lion's Park Refurbishment	400,000	400,000	-	-	-	-	-	-	-	-	-	-	400,000
22	C&PS	Rec	Northridge Park Development Phase 1/Phase 2	650,000	200,000	450,000	-	-	-	-	-	-	-	-	-	650,000
23	C&PS	Rec	Riel Park Redevelopment - Phase 2 ¹	2,707,900	-	-	-	-	2,707,900	-	-	-	-	-	-	2,707,900
24	C&PS	Servus	Security Camera Additions	15,500	14,500	-	-	-	-	-	-	-	-	-	-	14,500
25	C&PS	Servus	Pulastic Flooring on North Field house	15,000	15,000	-	-	-	-	-	-	-	-	-	-	15,000
26	C&PS	Servus	LWPC - Murals	25,000	25,000	-	-	-	-	-	-	-	-	-	-	25,000
27	C&PS	Servus	Eco Chill System Expansion	120,000	-	-	-	-	120,000	-	-	-	-	-	-	120,000
28	C&PS	Servus	Servus Place Life Cycle Program	155,000	-	155,000	-	-	-	-	-	-	-	-	-	155,000
29	CS	IT	Office Automation Program	50,000	50,000	-	-	-	-	-	-	-	-	-	-	50,000
30	CS	IT	Office Systems Replacement Plan	260,000	-	260,000	-	-	-	-	-	-	-	-	-	260,000
31	P&E	Eng	Permanent Line Marking	100,000	-	-	75,000	25,000	-	-	-	-	-	-	-	100,000
32	P&E	Eng	Red Willow Trail Overlay Program	115,000	-	-	-	115,000	-	-	-	-	-	-	-	115,000
33	P&E	Eng	Anthony Henday - SWC	385,000	-	-	-	-	385,000	-	-	-	-	-	-	385,000
34	P&E	Eng	Riel Park Public Washroom ¹	400,000	-	-	-	-	400,000	-	-	-	-	-	-	400,000
35	P&E	Eng	Transportation Systems Mgmt (Signals)	690,000	172,500	-	517,500	-	-	-	-	-	-	-	-	690,000
36	P&E	Eng	Sidewalk Program	920,000	230,000	-	690,000	-	-	-	-	-	-	-	-	920,000
37	P&E	Eng	Local Reconstruct Program	1,150,000	-	-	-	-	-	1,150,000	-	-	-	-	-	1,150,000
38	P&E	Eng	Collector Reconstruct Program	1,380,000	-	-	1,035,000	345,000	-	-	-	-	-	-	-	1,380,000
39	P&E	Eng	Local/Collector Asphalt Overlay Program	2,100,000	-	-	720,000	1,380,000	-	-	-	-	-	-	-	2,100,000
40	P&E	Eng	Arterial Asphalt Overlay Program	2,250,000	-	-	825,000	1,425,000	-	-	-	-	-	-	-	2,250,000
41	P&E	Plan	Municipal Affordable Housing Grant - 30% Capital	371,200	371,200	-	-	-	-	-	-	-	-	-	-	371,200
42	P&E	PW	PW Pickup Truck - HVAC	27,000	27,000	-	-	-	-	-	-	-	-	-	-	27,000
43	P&E	PW	PW Pickup Truck - Tradesperson	27,000	27,000	-	-	-	-	-	-	-	-	-	-	27,000
44	P&E	PW	Regulatory and Street Signage Upgrades	33,100	33,100	-	-	-	-	-	-	-	-	-	-	33,100
45	P&E	PW	PW Shop Equipment, Yard and Equipment	40,000	40,000	-	-	-	-	-	-	-	-	-	-	40,000
46	P&E	PW	PW Energy Efficiency Program	51,500	51,500	-	-	-	-	-	-	-	-	-	-	51,500
47	P&E	PW	Subdivision Signage Refurbishment	60,000	60,000	-	-	-	-	-	-	-	-	-	-	60,000
48	P&E	PW	PW Cold Storage Space	66,100	66,100	-	-	-	-	-	-	-	-	-	-	66,100
49	P&E	PW	PW Sidewalk Snow Plow	115,000	115,000	-	-	-	-	-	-	-	-	-	-	115,000
50	P&E	PW	PW Turf Mowers	132,000	132,000	-	-	-	-	-	-	-	-	-	-	132,000
51	P&E	PW	Civic Building Security	135,000	135,000	-	-	-	-	-	-	-	-	-	-	135,000
52	P&E	PW	PW Tandem Truck/Sander/Plow	225,000	225,000	-	-	-	-	-	-	-	-	-	-	225,000
53	P&E	PW	Mobile Equipment Replacement Plan	1,856,000	-	1,856,000	-	-	-	-	-	-	-	-	-	1,856,000
54	P&E	Transit	Transit Waiting Shelters	60,000	60,000	-	-	-	-	-	-	-	-	-	-	60,000
55	P&E	Transit	Bus Corrosion Prevention Maintenance	80,000	80,000	-	-	-	-	-	-	-	-	-	-	80,000
56	P&E	Transit	GPS AVL Phase 2	100,000	100,000	-	-	-	-	-	-	-	-	-	-	100,000
57	P&E	Transit	Transit Trip Planner	100,000	-	-	-	-	-	100,000	-	-	-	-	-	100,000
58	P&E	Transit	North Transit Centre and Park & ride - Land	500,000	-	-	-	500,000	-	-	-	-	-	-	-	500,000
59	P&E	Transit	Transit Replacement Plan	3,525,000	-	2,865,000	660,000	-	-	-	-	-	-	-	-	3,525,000
60																
61																
62	41	TOTAL CAPITAL BUDGET		\$ 24,488,800	\$ 3,562,900	\$ -	\$ 5,700,500	\$ 4,522,500	\$ 3,790,000	\$ 5,662,900	\$ 1,250,000	\$ -	\$ -	\$ -	\$ -	\$ 24,488,800
69		BUDGET AMENDMENTS														
70	C&PS	Culture	Arden Theatre Replacement Plan	(5,000)	-	-	(5,000)	-	-	-	-	-	-	-	-	(5,000)
71	C&PS	Culture	Arden Theatre Replacement Plan	600,000	-	300,000	-	-	-	-	300,000	-	-	-	-	600,000
72																
73	C&PS	Culture	Heritage Sites Functional Plan Implement (150th Anniv) ²	(1,500,000)	-	-	-	-	(1,500,000)	-	-	-	-	-	-	(1,500,000)
74	C&PS	Culture	Heritage Sites Functional Plan Implement (150th Anniv) ²	1,700,000	-	-	-	-	1,589,000	-	111,000	-	-	-	-	1,700,000
75																
76	C&PS	Servus	Eco Chill System Expansion	(120,000)	-	-	-	-	(120,000)	-	-	-	-	-	-	(120,000)
77	C&PS	Servus	Eco Chill System Expansion	-	-	-	-	-	-	-	-	-	-	-	-	-




	B	C	H	R	S	T	U	V	W	X	Y	Z	AA	AB	AC	AD	AE
1	CITY OF ST. ALBERT																
2	2010 - 2012 PROPOSED MUNICIPAL CAPITAL BUDGET FUNDING																
3	September 23, 2009																
4	2010 MUNICIPAL CAPITAL BUDGET																
5	Division	Dept	Project Name	Budget Request	PAYG	Capital Fund	Reserves	Basic Capital Grant	AMIP Grant	MSI Grant (max \$1,000,000)	NDCC	NDPT & NDFPTT	Misc Grants	Special Provincial Grant	Roadway Offsite Levy	Debt	Total
78																	
79	P&E	Eng	Anthony Henday - SWC	(385,000)						(385,000)							(385,000)
80	P&E	Eng	Anthony Henday - Boudreau and Veness	-						-							-
81	P&E	Eng	Anthony Henday Drive Connectors (BCF)	11,160,000	460,000	800,000		900,000		3,000,000				6,000,000			11,160,000
82																	
89	P&E	Eng	Riel Park Redevelopment Phase 2	(2,707,900)						(2,707,900)							(2,707,900)
90	P&E	Eng	Riel Park Redevelopment Phases 2 (Rodeo, BMX, Rotary) ¹	3,000,000					200,000	2,800,000							3,000,000
91																	
92	P&E	PW	Civic Building Security	(135,000)	(135,000)												(135,000)
93	P&E	PW	Civic Building Security	-													-
94																	
95	P&E	PW	Mobile Equipment Replacement Plan	(1,856,000)			(1,856,000)										(1,856,000)
96	P&E	PW	Mobile Equipment Replacement Plan	1,367,000			1,367,000										1,367,000
97																	
98	P&E	PW	PW Pickup Truck - HVAC	(27,000)	(27,000)												(27,000)
99	P&E	PW	PW Pickup Truck - Tradesperson	-	27,000					(27,000)							(27,000)
100	P&E	PW	PW Sidewalk Snow Plow	(115,000)	(115,000)												(115,000)
101	P&E	PW	PW Turf Mowers	(132,000)	(132,000)												(132,000)
102	P&E	PW	PW Tandem Truck/Sander/Plow	(225,000)	(225,000)												(225,000)
103																	
104	P&E	Transit	Bus Corrosion Prevention Maintenance	(80,000)	(80,000)												(80,000)
105	P&E	Transit	Bus Corrosion Prevention Maintenance	40,000	40,000												40,000
106																	
107	P&E	Transit	South Transit Station and Park & Ride - Land and Construct	450,000	350,000	100,000											450,000
108																	
109	P&E	Transit	Transit Waiting Shelters	(60,000)	(60,000)												(60,000)
110																	
111			CHANGE SOURCE OF FINANCING														
112	C&PS	Rec	FPRC - DE Filters	(250,000)	-					(250,000)							(250,000)
113	C&PS	Rec	FPRC - DE Filters	250,000	250,000												250,000
114																	
115	C&PS	Rec	Lion's Park Refurbishment	(400,000)	(400,000)												(400,000)
116	C&PS	Rec	Lion's Park Refurbishment	400,000	270,000								130,000				400,000
117																	
118	C&PS	Rec	REC Renovations to Akinsdale/Kinex Arenas	(300,000)	-					(300,000)							(300,000)
119	C&PS	Rec	REC Renovations to Akinsdale/Kinex Arenas	300,000	-	300,000											300,000
120																	
121	C&PS	Rec	Tennis Court Refurbishment Program	(150,000)	(150,000)												(150,000)
122	C&PS	Rec	Tennis Court Refurbishment Program	150,000	120,000								30,000				150,000
123																	
124	P&E	Eng	Local Reconstruct Program	(1,150,000)	-						(1,150,000)						(1,150,000)
125	P&E	Eng	Local Reconstruct Program	1,150,000	150,000					1,000,000							1,150,000
126																	
127	P&E	Transit	Transit Garage Phase 2 Expansion	(2,500,000)	-				(694,400)		(1,805,600)						(2,500,000)
128	P&E	Transit	Transit Garage Phase 2 Expansion	2,500,000				904,050			1,595,950						2,500,000
129																	
130	P&E	Transit	Transit Replacement Plan	(3,525,000)	-		(2,865,000)	(660,000)									(3,525,000)
131	P&E	Transit	Transit Replacement Plan	3,525,000	-		2,205,000	1,320,000									3,525,000
132																	
133	P&E	Transit	Transit Trip Planner	(100,000)	-						(100,000)						(100,000)
134																	
135			FUND PROJECTS														
136	C&PS	Rec	Community Capital Program	500,000	500,000												500,000
137	C&PS	Fire	RCMP Parking Lot Expansion	220,000	220,000												220,000
138	C&PS	Servus	Safety Rail System - Performance Arena	30,000	30,000												30,000
139	P&E	Eng	Ray Gibbon Drive - Stage 3	47,351,000									45,418,000		1,933,000		47,351,000
140	P&E	PW	St. Albert Place Relandscaping		200,000												200,000
141	P&E	PW	22 St. Thomas Street Parking Lot	150,000	150,000												150,000
142																	
143	TOTAL BUDGET AMENDMENTS			\$ 59,293,100	\$ 1,389,000	\$ 1,200,000	\$ (854,000)	\$ 2,464,050	\$ (494,400)	\$ 3,126,100	\$ (1,459,650)	\$ -	\$ 571,000	\$ 51,418,000	\$ -	\$ 1,933,000	\$ 59,293,100
144																	
145	TOTAL REVISED CAPITAL PROJECT FUNDING			\$ 83,781,900	\$ 4,951,900	\$ 1,200,000	\$ 4,846,500	\$ 6,986,550	\$ 3,295,600	\$ 8,789,000	\$ (209,650)	\$ -	\$ 571,000	\$ 51,418,000	\$ -	\$ 1,933,000	\$ 83,781,900
154	Notes:																
155	1. Projects to be combined for application of MSI Grant.																

	B	C	H	R	S	T	U	V	W	X	Y	Z	AA	AB	AC	AD	AE
1	CITY OF ST. ALBERT																
2	2010 - 2012 PROPOSED MUNICIPAL CAPITAL BUDGET FUNDING																
3	September 23, 2009																
4	2011 MUNICIPAL CAPITAL BUDGET																
5	Division	Dept	Project Name	Budget Request	PAYG	Capital Fund	Reserves	Basic Capital Grant	AMIP Grant	MSI Grant (max) \$1,000,000	NDCC	NDPT & NDFPTT	Misc Grants	Special Provincial Grant	Roadway Offsite Levy	Debt	Total
6	BSS	BT Dev	Community Tourism Strategy	300,000						300,000							300,000
7	BSS	CSBM	Corporate GIS Foundation Items	32,000	32,000		-	-	-	-							32,000
8	C&PS	Culture	Arden Theatre Replacement Plan	40,000	-		40,000	-	-	-							40,000
9	C&PS	Fire	EMS Replacement Plan	4,000			4,000	-	-	-					0		4,000
10	C&PS	Rec	FPRC Salt Chlorine Generation System	100,000	100,000		-	-	-	-							100,000
11	C&PS	Rec	Woodlands Water Park - Locker Room	100,000	100,000		-	-	-	-							100,000
12	C&PS	Rec	City Parks Refurbishment Plan/Implementation	100,000	100,000		-	-	-	-							100,000
13	C&PS	Rec	Dog Park	100,000	-		100,000	-	-	-							100,000
14	C&PS	Rec	Tennis Court Refurbishment Program	150,000	150,000		-	-	-	-							150,000
15	C&PS	Rec	Sportfield Refurbishment Program	200,000	200,000		-	-	-	-							200,000
16	C&PS	Servus	Security Camera Additions	14,500	14,500		-	-	-	-							14,500
17	C&PS	Servus	Eco Chill System Expansion	100,000	-		-	-	-	100,000							100,000
18	C&PS	Servus	Servus Place Life Cycle Program	291,500	-		291,500	-	-	-							291,500
19	CS	IT	Office Automation Program	50,000	50,000		-	-	-	-							50,000
20	CS	IT	Office Systems Replacement Plan	406,580	-		406,580	-	-	-							406,580
21	P&E	Eng	Permanent Line Marking	100,000	25,000		-	75,000	-	-							100,000
22	P&E	Eng	Red Willow Trail Overlay Program	126,500	126,500		-	-	-	-							126,500
23	P&E	Eng	Major Bridge Rehabilitation	550,000	550,000		-	-	-	-							550,000
24	P&E	Eng	Anthony Henday - Boudreau and Veness	660,000	660,000		-	-	-	-							660,000
25	P&E	Eng	Transportation Systems Mgmt (Signals)	759,000	-		-	110,000	-	649,000							759,000
26	P&E	Eng	Sidewalk Program	1,012,000	-		-	-	-	1,012,000							1,012,000
27	P&E	Eng	Local Reconstruct Program	1,265,000	-		-	-	-	1,265,000							1,265,000
28	P&E	Eng	Collector Reconstruct Program	1,518,000	-		-	-	-	1,518,000							1,518,000
29	P&E	Eng	Local/Collector Asphalt Overlay Program	2,300,000	262,500		-	787,500	-	1,250,000							2,300,000
30	P&E	Eng	Arterial Asphalt Overlay Program	2,500,000	250,000		-	1,875,000	-	375,000							2,500,000
31	P&E	Eng	Anthony Henday - SWC	3,465,000	-		-	-	-	3,465,000							3,465,000
32	P&E	Envir	PW Former PW Yard Remediation Program	500,000	500,000		-	-	-	-							500,000
33	P&E	PW	Regulatory and Street Signage Upgrades	39,900	39,900		-	-	-	-							39,900
34	P&E	PW	PW Energy Efficiency Program	53,000	53,000		-	-	-	-							53,000
35	P&E	PW	Subdivision Signage Refurbishment	61,800	61,800		-	-	-	-							61,800
36	P&E	PW	PW Shop Equipment, Yard and Equipment	75,000	75,000		-	-	-	-							75,000
37	P&E	PW	PW Lift Truck and Chipper	166,000	166,000		-	-	-	-							166,000
38	P&E	PW	PW Civic Building Security	175,000	175,000		-	-	-	-							175,000
39	P&E	PW	PW - St. Albert Place	400,000	400,000		-	-	-	-							400,000
40	P&E	PW	PW Snow Storage	625,000	-		-	-	-	625,000							625,000
41	P&E	PW	Mobile Equipment Replacement Plan	856,000	-		856,000	-	-	-							856,000
42	P&E	Transit	Handibus scheduling Software	30,000	-		-	-	-	-	30,000						30,000
43	P&E	Transit	Transit Waiting Shelters	60,000	15,000		-	45,000	-	-							60,000
44	P&E	Transit	Fleet Management System software	100,000	-		-	-	-	-	100,000						100,000
45	P&E	Transit	Transit Expansion Buses	200,000	-		-	-	-	-		200,000					200,000
46	P&E	Transit	Transit Replacement Plan	300,000	-		75,000	225,000	-	-							300,000
47	P&E	Transit	Transit Garage Satellite Storage (Land)	500,000	-		-	-	-	500,000							500,000
48																	
49	TOTAL CAPITAL BUDGET			\$ 20,385,780	\$ 4,106,200	\$ -	\$ 1,773,080	\$ 3,117,500	\$ -	\$ 11,059,000	\$ 130,000	\$ 200,000	\$ -	\$ -	\$ -	\$ -	\$ 20,385,780



	B	C	H	R	S	T	U	V	W	X	Y	Z	AA	AB	AC	AD	AE	
1	CITY OF ST. ALBERT																	
2	2010 - 2012 PROPOSED MUNICIPAL CAPITAL BUDGET FUNDING																	
3	September 23, 2009																	
4	2011 MUNICIPAL CAPITAL BUDGET																	
5	Division	Dept	Project Name	Budget Request	PAYG	Capital Fund	Reserves	Basic Capital Grant	AMIP Grant	MSI Grant (max \$1,000,000)	NDCC	NDPT & NDFPTT	Misc Grants	Special Provincial Grant	Roadway Offsite Levy	Debt	Total	
55	BUDGET AMENDMENTS																	
56	C&PS	Servus	Eco Chill System Expansion	(100,000)			-	-	-	(100,000)	-	-	-	-	-	-	(100,000)	
57	C&PS	Servus	Eco Chill System Expansion		220,000												220,000	
58																		
59	P&E	Eng	Anthony Henday - SWC	(3,465,000)			-	-	-	(3,465,000)	-	-	-	-	-	-	(3,465,000)	
60	P&E	Eng	Anthony Henday - Boudreau and Veness	(660,000)	(660,000)												(660,000)	
61	P&E	Eng	Anthony Henday Drive Connectors															
62																		
63	P&E	Eng	Riel Park Redevelopment Phase 2	-														
64	P&E	Eng	Riel Park Redevelopment Phases 3 (Rugby / Soccer)	1,000,000						1,000,000							1,000,000	
65																		
66	P&E	PW	Civic Building Security	(175,000)	(175,000)												(175,000)	
67	P&E	PW	Civic Building Security	135,000	135,000												135,000	
68																		
69	P&E	PW	PW Lift Truck and Chipper	(166,000)	(166,000)												(166,000)	
70																		
71	P&E	PW	Mobile Equipment Replacement Plan	(856,000)			(856,000)										(856,000)	
72	P&E	PW	Mobile Equipment Replacement Plan	918,000			918,000										918,000	
73																		
74	P&E	Transit	Bus Corrosion Prevention Maintenance	40,000	40,000												40,000	
75																		
76	P&E	Transit	Fleet Management System software	(100,000)							(100,000)						(100,000)	
77																		
78	CHANGE SOURCE OF FINANCING																	
79	BSS	BT Dev	Community Tourism Strategy	(300,000)						(300,000)							(300,000)	
80	BSS	BT Dev	Community Tourism Strategy	300,000	300,000												300,000	
81																		
82	P&E	Eng	Arterial Asphalt Overlay Program	(2,500,000)	(250,000)			(1,875,000)		(375,000)							(2,500,000)	
83	P&E	Eng	Arterial Asphalt Overlay Program	2,500,000				1,500,000		1,000,000							2,500,000	
84																		
85	P&E	Eng	Transportation Systems Mgmt (Signals)	(759,000)				(110,000)		(649,000)							(759,000)	
86	P&E	Eng	Transportation Systems Mgmt (Signals)	759,000		259,000		500,000									759,000	
87																		
88	P&E	PW	PW Snow Storage	(625,000)						(625,000)							(625,000)	
89	P&E	PW	PW Snow Storage	625,000		625,000											625,000	
90																		
91	P&E	Transit	Handibus scheduling Software	(30,000)							(30,000)						(30,000)	
92	P&E	Transit	Handibus scheduling Software	30,000	30,000												30,000	
93																		
94	P&E	Transit	Transit Garage Satellite Storage (Land)	(500,000)						(500,000)							(500,000)	
95	P&E	Transit	Transit Garage Satellite Storage (Land)	500,000		500,000											500,000	
96	FUND PROJECTS																	
97	C&PS	Rec	Community Capital Program	500,000	500,000												500,000	
98	P&E	Eng	City Buildings Rehabilitation	200,000	200,000												200,000	
99																		
100	TOTAL BUDGET AMENDMENTS			\$(2,509,000)	\$ 174,000	\$ 1,384,000	\$ 62,000	\$ 15,000	\$ -	\$(4,014,000)	\$ (130,000)	\$ -	\$ -	\$ -	\$ -	\$ -	\$(2,509,000)	
101																		
102	TOTAL REVISED CAPITAL PROJECT FUNDING			\$ 17,876,780	\$ 4,280,200	\$ 1,384,000	\$ 1,835,080	\$ 3,132,500	\$ -	\$ 7,045,000	\$ -	\$ 200,000	\$ -	\$ -	\$ -	\$ -	\$ -	

	B	C	H	R	S	T	U	V	W	X	Y	Z	AA	AB	AC	AD	AE
1	CITY OF ST. ALBERT																
2	2010 - 2012 PROPOSED MUNICIPAL CAPITAL BUDGET FUNDING																
3	September 23, 2009																
4	2012 MUNICIPAL CAPITAL BUDGET																
5	Division	Dept	Project Name	Budget Request	PAYG	Capital Fund	Reserves	Basic Capital Grant	AMIP Grant	MSI Grant (max \$1,000,000)	NDCC	NDPT & NDFPTT	Misc Grants	Special Provincial Grant	Roadway Offsite Levy	Debt	Total
9	C&PS	Culture	Arden Theatre Replacement Plan	134,000			134,000	-	-	-	-	-	-	-	-	-	134,000
10	C&PS	Fire	EMS Replacement Plan	72,500			72,500										72,500
11	C&PS	Fire	Fire Station #1 Preliminary Design	500,000	500,000												500,000
16	C&PS	Rec	City Parks Refurbishment Plan/Implementation	100,000	100,000												100,000
17	C&PS	Rec	Community Capital Program	500,000	500,000												500,000
19	C&PS	Rec	Sportfield Refurbishment Program	200,000	200,000												200,000
20	C&PS	Servus	Security Camera Additions	22,500	22,500												22,500
21	C&PS	Servus	Servus Place Life Cycle Program	230,500			230,500										230,500
22	CS	IT	Office Automation Program	50,000	50,000												50,000
23	CS	IT	Office Systems Replacement Plan	619,400			619,400										619,400
24	P&E	Eng	Arterial Asphalt Overlay Program	2,500,000						2,500,000							2,500,000
26	P&E	Eng	Collector Reconstruct Program	150,000	150,000												150,000
28	P&E	Eng	Local Reconstruct Program	1,300,000	300,000					1,000,000							1,300,000
29	P&E	Eng	Local/Collector Asphalt Overlay Program	2,300,000	575,000			1,725,000									2,300,000
30	P&E	Eng	Major Bridge Rehabilitation	100,000	100,000												100,000
31	P&E	Eng	Permanent Line Marking	120,000	120,000												120,000
32	P&E	Eng	Red Willow Trail Overlay Program	150,000	150,000												150,000
36	P&E	Eng	Riel Park Redevelopment Phases 4 (Rugby / Soccer)	1,000,000						1,000,000							1,000,000
37	P&E	Eng	Sidewalk Program	1,000,000	1,000,000												1,000,000
38	P&E	Eng	Transportation Systems Mgmt (Signals)	800,000	200,000			600,000									800,000
39	P&E	PW	Civic Building Security	175,000	175,000												175,000
40	P&E	PW	Mobile Equipment Replacement Plan	1,345,000			1,345,000										1,345,000
45	P&E	PW	PW Energy Efficiency Program	54,600	54,600												54,600
50	P&E	PW	PW Shop Equipment, Yard and Equipment	182,300	182,300												182,300
52	P&E	PW	Subdivision Signage Refurbishment	63,700	63,700												63,700
53	P&E	Transit	Transit Replacement Plan 2010	1,275,000			318,750	956,250									1,275,000
54																	
55			TOTAL CAPITAL BUDGET	\$ 14,944,500	\$ 4,443,100	\$ -	\$ 2,720,150	\$ 3,281,250	\$ -	\$ 4,500,000	\$ -	\$ -	\$ -	\$ -	\$ -	\$ -	\$ 14,944,500
68			TOTAL CAPITAL PROJECT FUNDING	\$ 14,944,500	\$ 4,443,100	\$ -	\$ 2,720,150	\$ 3,281,250	\$ -	\$ 4,500,000	\$ -	\$ -	\$ -	\$ -	\$ -	\$ -	\$ 14,944,500
70																	

Attachment 14

	E	F	G	H	I	J	K	L	M	N	O	P
1												
2												
3	City of St. Albert											
4	Municipal Fund											
5												
6	Proposed											
7	10 Year Municipal Capital Plan											
8	UPDATE FOR:											
9	2010 - 2019											
10	September-09											
11	PROPOSED											
12												
13												
14												
15	Page 1 of 4	Cover Page										
16	Page 2 of 4	Capital Financing Summary - Sources of funding available										
17	Page 3 of 4	Grant Funding Summary - Detail grant summary available										
18	Page 4 of 4	10 Year Municipal Capital Plan - Presented by Investment Need and Asset Category										
19												
20												
21	<u>Notes</u>											
22	1 Transportation Master Plan updates are underway; new capital projects will be identified as plans develop.											
23	2 Public Works Long Term Department Plan is expected to be completed 2009 3rd/4th Quarter; it is expected that new capital projects will be identified in this plan. These projects are not presented in the 10 Year Plan as of yet.											
24	3 Several studies are underway at Servus Place (Expansion Study, Life-Cylce Plan, Eco-Chill Study, and Pulastic Flooring Feasability Study) which may identify further capital investment.											
25	4 Service Level Review outstanding for Fire Services.											
26	5 Replacement Plans have been updated for the 2010 - 2011 budget.											
27	6 Roadway Offsite Levies provided by Engineering Services, with indication that Levies are currently undergoing recalculations.											
28	7 Assumption that the MSI Grant Funding split between Municipal and Utility Capital will be the same as AMIP; 65% Municipal and 35% Utility											
29												
30												
31												

	B	C	D	E	J	K	L	M	N	O	P	Q	R	S	T
1															
2	CAPITAL FINANCING SUMMARY														
3															
4															
5			YEAR	1	2	3	4	5	6	7	8	9	10	1 - 10	
5				2010	2011	2012	2013	2014	2015	2016	2017	2018	2019	Total	
6			PROJECTED OPENING FUND BALANCE	6,278,323	6,530,274	12,939,885	25,950,707	32,313,240	48,476,628	64,079,875	83,082,363	89,019,296	97,714,302	97,714,302	6,278,323
7															
8			GRANT FOR MUNICIPAL CAPITAL	22,424,000	11,994,000	11,994,000	11,994,000	11,994,000	11,994,000	11,994,000	3,510,000	3,510,000	3,510,000		104,918,000
9															
10			FROM CAPITAL RESERVE FUNDS	5,171,500	2,160,080	3,045,150	5,800,000	5,643,000	2,735,100	6,752,600	3,006,900	5,363,000	2,683,000		42,360,330
11															
12			FROM OPERATING FUND (PROPERTY TAX):												
13			Pay as you go financing	4,716,700	4,115,900	4,115,900	5,311,000	5,875,000	5,875,000	5,875,000	5,875,000	5,780,000	5,780,000		53,319,500
14															
15			DEVELOPER CONTRIBUTIONS												
17			Roadway Offsite Levies	4,370,651	6,016,411	8,800,272	10,006,033	10,554,138	10,611,447	11,536,588	9,225,733	10,477,806	11,045,857		92,644,936
18															
19			OTHER REVENUES												
20			Provincial Reimbursement - Ray Gibbon Drive	45,418,000											45,418,000
21															
22			DEBENTURE BORROWINGS												
23			Total Approved Debt Financing - Ray Gibbon												0
24			Proposed Debt Financing - Ray Gibbon	1,933,000											1,933,000
25			Proposed Debt Financing												0
26			Approved Debt Financing												0
27			CAPITAL FINANCING	90,312,174	30,816,665	40,895,207	59,061,740	66,379,378	79,692,175	100,238,063	104,699,996	114,150,102	120,733,159	120,733,159	346,872,089
28				(4,370,491)	(10,386,842)	(19,187,054)									
29			PLANNED CAPITAL EXPENDITURES												
30			Municipal Re-investment Needs	16,763,600	14,096,280	13,122,000	19,648,500	13,152,750	13,162,300	16,205,700	12,880,700	11,735,800	12,901,700		143,669,330
31			Municipal Growth Needs	14,453,600	2,480,500	822,500	6,800,000	4,750,000	2,450,000	950,000	2,800,000	4,700,000	800,000		41,006,600
32			Municipal Ray Gibbon Drive	47,351,000	0	0	0	0	0	0	0	0	0		47,351,000
33			Municipal Community Enhancement	5,213,700	1,300,000	1,000,000	300,000	0	0	0	0	0	0		7,813,700
34			Municipal Outside Agencies	0	0	0	0	0	0	0	0	0	0		0
35			PLANNED CAPITAL EXPENDITURES	83,781,900	17,876,780	14,944,500	26,748,500	17,902,750	15,612,300	17,155,700	15,680,700	16,435,800	13,701,700	13,701,700	239,840,630
36															
37															
38			PROJECTED CLOSING FUND BALANCE	6,530,274	12,939,885	25,950,707	32,313,240	48,476,628	64,079,875	83,082,363	89,019,296	97,714,302	107,031,459	107,031,459	107,031,459
39															
40			UNFUNDED CAPITAL EXPENDITURES												
41			Municipal Re-investment Needs	450,000	185,000	8,384,000	8,614,000	9,319,000	10,972,000	11,250,000	13,200,000	11,000,000	10,765,100		84,139,100
42			Municipal Growth Needs	1,946,000	11,041,000	21,741,000	50,914,000	22,171,600	25,510,000	59,850,000	1,750,000	22,694,400	72,100,000		289,718,000
43			Municipal Ray Gibbon Drive	0	500,000	3,000,000	0	0	0	0	0	0	0		3,500,000
44			Municipal Community Enhancement	10,900,000	0	4,224,000	5,983,000	7,533,000	2,200,000	4,200,000	2,200,000	2,200,000	500,000		39,940,000
45			Municipal Outside Agencies	1,237,000	15,531,300	13,777,800	3,150,000	8,150,000	3,000,000	3,000,000	0	0	0		47,846,100
46			UNFUNDED CAPITAL EXPENDITURES	14,533,000	27,257,300	51,126,800	68,661,000	47,173,600	41,682,000	78,300,000	17,150,000	35,894,400	83,365,100	83,365,100	465,143,200
47															
64															

	B	C	D	E	J	K	L	M	N	O	P	Q	R	S	T
65	Grant Funding														
66															
67				YEAR	1	2	3	4	5	6	7	8	9	10	1 - 10
68				2010	2011	2012	2013	2014	2015	2016	2017	2018	2018	Total	
68	Basic Capital Grant			3,510,060	3,510,060	3,510,060	3,510,060	3,510,060	3,510,060	3,510,060	3,510,060	3,510,060	3,510,060	3,510,060	35,100,600
69	Prior Year Grant Carry-Over			1,529,100											1,529,100
70															
71	Federal Gas Tax (NDCC New Deal for Cities & Communities)														
72	Utility allocation (50%)			0	0	0	0	0	0	0					0
73															
74	Municipal allocation (50%)			0	0	0	0	0	0	0	0	0	0	0	0
75	Prior Year Grant Carry-Over														0
76															
77	Provincial (AMIP Alberta Municipal Infrastructure Program)														
78	Utility allocation			0			0	0	0	0	0	0	0	1	1
79															
80	Municipal allocation			0											0
81	Prior Year Grant Carry-Over			2,030,000											2,030,000
82															
83	Provincial MSI Municipal Sustainability Initiative														
84	Allocation Growth Development Initiative			2,303,341	2,303,341	2,303,341	2,303,341	2,303,341	2,303,341	2,303,341	2,303,341	-	-	-	16,123,387
85	Utility allocation			4,568,293	4,568,293	4,568,293	4,568,293	4,568,293	4,568,293	4,568,293	4,568,293	-	-	-	31,978,050
86															
87	Municipal allocation			8,483,973	8,483,973	8,483,973	8,483,973	8,483,973	8,483,973	8,483,973	8,483,973	-	-	-	59,387,808
88	Prior Year Grant Carry-Over			200,000											200,000
89															
90	Federal Transit Grant														
91	Prior Year Grant Carry-Over			100,000											100,000
92															
93	Other Grants														
94	MSI - Affordable Housing Grant			6,571,000	0	0	0	0	0	0	0	0	0	0	6,571,000
95	AHRF Grant			36,000											
96	CFEP - Community Facility Enhancement Project			75,000											75,000
97	CAMRIF - Canada Alberta Muni Rural Infrastructure Fund														0
98	BCF - Building Canada Fund			6,000,000											
99	MCFP - Major Community Facilities Project														0
100	Cultural Spaces Canada			300,000											
101	RINC - Recreational Infrastructure Canada in the North			160,000											
102	Provincial Green Trip (2010 start / Transit)														
103	TOTAL PRIOR YEAR GRANT CARRY-OVER			3,859,100	0	0	0	0	0	0	0	0	0	0	3,859,100
104															
105	TOTAL CAPITAL GRANTS AVAILABLE			29,295,766	18,865,666	18,865,666	18,865,666	18,865,666	18,865,666	18,865,666	18,865,666	3,510,060	3,510,060	3,510,061	153,019,946
106															
107	ALLOCATION OF TOTAL GRANTS														
108															
109	TOTAL ALLOCATION TO UTILITIES			4,568,293	4,568,293	4,568,293	4,568,293	4,568,293	4,568,293	4,568,293	4,568,293	0	0	0	31,978,050
110															
111	TOTAL ALLOCATION TO MUNICIPAL FUND			22,424,000	11,994,000	11,994,000	11,994,000	11,994,000	11,994,000	11,994,000	11,994,000	3,510,000	3,510,000	3,510,000	104,918,000
112															
113	TOTAL ALLOCATION TO GROWTH DEVELOPMENT FUND			2,303,341	2,303,341	2,303,341	2,303,341	2,303,341	2,303,341	2,303,341	2,303,341	0	0	0	16,123,387

CITY OF ST. ALBERT													Preliminary Cost Estimate - 10% to +25%		Conceptual Cost Estimate - 25% to +50%				
10 YEAR MUNICIPAL CAPITAL PLAN 2010 - 2019																			
2010 - 2012 Proposde Budget																			
September 2009																			
Budget													Year						
Funding Status	Investment Need	Asset Category	Project Name	2010	2011	2012	2013	2014	2015	2016	2017	2018	2019	Grand Total					
FUNDED	1. Re-investment	Bridges	Bridge Rehabilitation		550,000	100,000		100,000		100,000		100,000		950,000					
		Buildings	Arden Theatre Replacement Plan	600,000	40,000	134,000	54,000	33,500	10,000	150,000	20,000	5,000	75,000	1,121,500					
			Community Capital Program	500,000	500,000	500,000	500,000	500,000	500,000	500,000	500,000	500,000	500,000	5,000,000					
			Fire Station #1			500,000	5,600,000							6,100,000					
			FPRC - DE Filters	250,000										250,000					
			FPRC - Steam Generation Unit									10,000		10,000					
			FPRC Large Water Slide Upgrade					250,000						250,000					
			PW - St. Albert Place		400,000		255,300		246,000		261,000		261,000	1,423,300					
			PW Energy Efficiency Program	51,500	53,000	54,600	56,200	57,900	59,600	61,400	63,200	65,100		522,500					
			RCMP Building Renovations	10,000										10,000					
			REC Renovations to Akinsdale/Kinex Arenas	300,000										300,000					
			Servus Place Life Cycle Replacement Program	155,000	291,500	230,500	230,000	239,000	159,800	857,000	898,500	1,131,000	146,000	4,338,300					
			RCMP Parking Lot Expansion	220,000										220,000					
			FPRC - Heat Exchanger(Large Pool)				10,000							10,000					
			FPRC Salt Chlorine Generation System (small pool)		100,000									100,000					
			FPRC Salt Chlorine Generation System (Competitive Pool/Whirlpool)						200,000					200,000					
			City Building Rehabilitation		200,000									200,000					
		Equipment	Civic Buildings Security		135,000	175,000	200,000							510,000					
			Emergency Services Equipment Replacement Plan	72,000	4,000	72,500	258,500	93,400	158,800	206,500	37,000	26,000	134,800	1,063,500					
			PW Shop Equipment & Yard	40,000	75,000	182,300	191,400	201,000	184,500	190,000	195,700	201,600	201,600	1,663,100					
			Office Automation Program	50,000	50,000	50,000	50,000	50,000	50,000	50,000	50,000	50,000	50,000	500,000					
		IT / Office E	Microsoft Office Corporate Software Upgrade					153,250						153,250					
			Office Systems Replacement Plan	260,000	406,580	619,400	304,500	343,100	338,000	478,100	569,400	296,000	520,200	4,135,280					
		Mobile Equi	PW Mobile Equipment Replacement Plan	1,367,000	918,000	1,345,000	713,000	939,000	1,006,000	981,000	882,000	655,000	1,707,000	10,513,000					
		Other	PW Regulatory and Street Signage Upgrades	33,100	39,900									73,000					
			PW Subdivision Signage & Amenities	60,000	61,800	63,700	65,600	67,600	69,600	71,700	73,900	76,100	76,100	686,100					
			PW Former PW Yard Remediation Program		500,000									500,000					
			St. Albert Place Relandscaping	200,000										200,000					
		Parks	City Parks Refurbishment Plan/Implementation	100,000	100,000	100,000	100,000	100,000	100,000	100,000	100,000	200,000		1,000,000					
			Fowler Track	200,000										200,000					
			Lion's Park Refurbishment	400,000										400,000					
			Pulastic Flooring on North Field house	15,000										15,000					
			PW Playground Equipment				100,000	100,000	100,000	100,000	100,000	100,000	100,000	700,000					
			Sportfield Refurbishment Program		200,000	200,000	200,000	200,000	200,000	200,000	200,000	200,000	200,000	1,800,000					
			Tennis Court Refurbishment Program	150,000	150,000									300,000					
			Woodlands Dry Park Playground Replacement	150,000										150,000					
			Woodlands Water Park - Locker Room		100,000									100,000					
		Public Tran:	Transit Waiting Shelters		60,000		60,000		60,000		60,000		60,000	300,000					
		Roads	Collector Reconstruct Program	1,380,000	1,518,000	150,000	1,500,000	150,000	1,500,000	150,000	1,500,000	150,000	1,500,000	9,498,000					
			Collector Road Needs				-	-						-					
			Local Reconstruct Program	1,150,000	1,265,000	1,300,000	1,300,000	1,300,000	1,300,000	1,300,000	1,300,000	1,300,000	1,300,000	12,815,000					
			Permanent Line Marking Rehabilitation	100,000	100,000	120,000	120,000	120,000	120,000	120,000	120,000	120,000	120,000	1,160,000					
			Arterial Asphalt Overlay Program	2,250,000	2,500,000	2,500,000	2,500,000	2,500,000	2,500,000	2,500,000	2,500,000	2,500,000	2,500,000	24,750,000					
			Collector/Local Asphalt Overlay Program	2,100,000	2,300,000	2,300,000	2,300,000	2,300,000	2,300,000	2,300,000	2,300,000	2,300,000	2,300,000	22,800,000					
		Sidewalks	Sidewalk Program	920,000	1,012,000	1,000,000	1,000,000	1,000,000	1,000,000	1,000,000	1,000,000	1,000,000	1,000,000	9,932,000					
			South Sidewalk Widening				30,000							30,000					
		Traffic Sign:	Transportation Master Plan				600,000							600,000					
		Trails	Red Willow Trail Overlay Program	115,000	126,500	150,000	150,000	150,000	150,000	150,000	150,000	150,000	150,000	1,441,500					
		Transit Veh	Bus Corrosion Prevention Maintenance	40,000	40,000									80,000					
			Transit Replacement Plan	3,525,000	300,000	1,275,000	1,200,000	2,205,000	850,000	4,640,000		600,000	-	14,595,000					
		1. Re-investment Total		16,763,600	14,096,280	13,122,000	19,648,500	13,152,750	13,162,300	16,205,700	12,880,700	11,735,800	12,901,700	143,669,330					
		2. Growth	Buildings		625,000									625,000					
			Eco Chill System Expansion		220,000									220,000					
			PW Cold Storage Space	66,100										66,100					
			Safety Rail System - Performance Arena	30,000										30,000					
		Equipment	Corporate GIS Foundation Items		73,000	32,000								105,000					
			GPS AVL Phase 2	100,000										100,000					
			Security Camera Additions	14,500	14,500	22,500								51,500					

A		B		C		D		E	F	G	H	I	J	K	L	M	N	O	
2	10 YEAR MUNICIPAL CAPITAL PLAN 2010 - 2019							Preliminary Cost Estimate			Conceptual Cost Estimate								
3	2010 - 2012 Proposde Budget							- 10% to +25%			- 25% to +50%								
4	September 2009																		
5																			
6	Budget																		
7	Funding Status	Investment Need	Asset Cate	Project Name	Year	2010	2011	2012	2013	2014	2015	2016	2017	2018	2019	Grand Total			
66	FUNDED	2. Growth	Equipment	Transit Trip Planner						100,000								100,000	
67			Land	Transit Garage Satelite Storage					500,000									500,000	
68			Mobile Equi	Off-Road Response Vehicle		30,000												30,000	
69			Other	22 St. Thomas Street Parking Lot		150,000												150,000	
70			Parks	71 City Annex W Subdivision Master Plan								75,000						75,000	
71				Bromley Construction										2,000,000				2,000,000	
72				Bromley Master Plan								75,000						75,000	
73				Dog Park		140,000	100,000											240,000	
74				Erin Ridge / Oakmont Trail Development Phase 2						1,500,000								1,500,000	
75				Erin Ridge North Construction					3,000,000									3,000,000	
76				Lacombe Park Development					500,000									500,000	
77				North West Urban Village Master Plan					100,000									100,000	
78				Northridge Park Development Phase 1/Phase 2		650,000												650,000	
79				Northwest Urban Village Park Development									500,000					500,000	
80				Riel Park Public Washroom		400,000												400,000	
81				South Riel Park Development						500,000								500,000	
82				Timberlea Park Development							750,000					500,000		1,250,000	
83				Villeneuve North (Badger Lands) Park Development					350,000					500,000				850,000	
84			Public Tran:	Far North Transit Centre and Park & ride - Land		500,000												500,000	
85				Handibus scheduling Software			30,000											30,000	
86				South Transit Station and Park & Ride - Land and Construct		450,000												450,000	
87			Roads	Anthony Henday Drive Connectors		11,160,000												11,160,000	
88			Traffic Sign:	Transportation Systems Mgmt (Signals)		690,000	759,000	800,000	800,000	800,000	800,000	800,000	800,000	800,000	800,000	800,000	800,000	7,849,000	
89			Transit Veh	Transit Expansion Buses (excl UPASS Buses)			200,000	-	2,400,000	1,500,000	900,000		1,500,000	900,000				7,400,000	
90						14,453,600	2,480,500	822,500	6,800,000	4,750,000	2,450,000	950,000	2,800,000	4,700,000	800,000			41,006,600	
91			3. Ray Gibbon	Roads	Ray Gibbon Drive Stage 3	47,351,000												47,351,000	
92			3. Ray Gibbon Total			47,351,000												47,351,000	
93			4. Community Enhancem	Buildings	La Banque d'Hochelega					300,000								300,000	
94				Other	Community Recognition Program	80,000												80,000	
95					Community Tourism Strategy - Bus & Tourism		300,000											300,000	
96					LWPC - Murals	25,000												25,000	
97					Mission Tennis Courts	37,500												37,500	
98					Municipal Affordable Housing Grant - 30% Capital	371,200												371,200	
99					Riel Park Redevelopment - Phase 2 (Rodeo, BMX, Rotary)	3,000,000												3,000,000	
100					Riel Park Redevelopment - Phase 3 (Rugby / Soccer)		1,000,000											1,000,000	
101					Riel Park Redevelopment - Phase 4 (Rugby / Soccer)			1,000,000										1,000,000	
102			Parks	Heritage Sites Functional Plan Implement (150th Anniv)		1,700,000												1,700,000	
103			4. Community Enhancement Total			5,213,700	1,300,000	1,000,000	300,000									7,813,700	
104	FUNDED Total					83,781,900	17,876,780	14,944,500	26,748,500	17,902,750	15,612,300	17,155,700	15,680,700	16,435,800	13,701,700			239,840,630	
105																			
106	UNFUNDED	1. Re-investment	Buildings	Arden Theatre Lobby & Box-office Renovations				157,000										157,000	
107				Council Chambers Upgrade - Phase 2						202,000								202,000	
108				LWPC - Locker Room Replacement										100,000				100,000	
109				LWPC - Pump Replacement									50,000					50,000	
110				LWPC - Sand Filter Tank										300,000				300,000	
111				LWPC - Water Toy Replacement									100,000					100,000	
112				Pulastic Flooring on North Field house			185,000											185,000	
113				PW Energy Efficiency Program													65,100	65,100	
114				City Building Rehabilitation				3,000,000	3,000,000	3,000,000	3,000,000	3,000,000	3,000,000	3,000,000	3,000,000	3,000,000		24,000,000	
115			Equipment	Visual Arts Studio - Electric Kilns Replacement (3)				7,000	14,000									21,000	
116				Visual Arts Studio - Hollander Beater ReplaBSSent						17,000								17,000	
117				Visual Arts Studio - Pottery Wheel Replacement (19)							22,000							22,000	
118			IT / Office E	Fire Computer Aided Dispatch Upgrades				120,000										120,000	
119			Other	City Owned Parking Lot - Major Rehab		100,000		100,000	100,000	100,000	100,000	100,000	100,000	100,000	100,000	100,000		900,000	
120				Retaining and Sound Wall Structues Rehab Study		200,000												200,000	
121			Parks	Infrastructure Parks				800,000	800,000	800,000	800,000	800,000	800,000	800,000	800,000	800,000		6,400,000	
122				Cemetery Improvements						100,000				100,000				300,000	
123			Roads	Collector Road Needs							1,000,000	1,000,000	3,500,000	2,750,000	2,250,000			10,500,000	

A		B		C		D		E	F	G	H	I	J	K	L	M	N	O	
2	10 YEAR MUNICIPAL CAPITAL PLAN 2010 - 2019							Preliminary Cost Estimate			Conceptual Cost Estimate								
3	2010 - 2012 Proposde Budget							- 10% to +25%			- 25% to +50%								
4	September 2009																		
5																			
6	Budget																		
7	Funding Status	Investment Need	Asset Cate	Project Name	Year			2010	2011	2012	2013	2014	2015	2016	2017	2018	2019	Grand Total	
124	UNFUNDED	1. Re-investment	Roads	Local Road Needs									1,000,000	1,000,000	2,500,000	750,000	1,250,000	6,500,000	
125				Collector/Local Asphalt Overlay Program #2					1,000,000		1,500,000	2,000,000	1,000,000	2,000,000				7,500,000	
126				Train Whistle Cessation (McKenney & Ray Gibbon Drive)	150,000													150,000	
127				Train Whistle Cessation (Levasseur, Riel, Meadowview)									750,000					750,000	
128			Sidewalks	Infrastructure Sidewalks				2,000,000	2,000,000	2,000,000	2,000,000	2,000,000	2,000,000	2,000,000	2,000,000	2,000,000		16,000,000	
129			Traffic Sign.	Infrastructure Traffic Signals				700,000	700,000	700,000	700,000	700,000	700,000	700,000	700,000	700,000		5,600,000	
130			Trails	Infrastructure Trails				500,000	500,000	500,000	500,000	500,000	500,000	500,000	500,000	500,000		4,000,000	
131		1. Re-investment Total			450,000	185,000	8,384,000	8,614,000	9,319,000	10,972,000	11,250,000	13,200,000	11,000,000	10,765,100				84,139,100	
132		2. Growth	Buildings	Fire Station #4							8,000,000							8,000,000	
133				New Civic Building							2,000,000	3,000,000	27,000,000					32,000,000	
134				PW Cold Storage Space							121,600				134,400			256,000	
135				PW Sand & Salt Covered Storage							250,000							250,000	
136				Servus Place Fitness and Wellness expansion and access	550,000	5,000,000												5,550,000	
137				Servus Place #4 Arena												10,000,000		10,000,000	
138				RCMP New Detachment												20,000,000		20,000,000	
139			Equipment	Aerial Fire Apparatus				800,000										800,000	
140			Land	Transit Garage Satelite Storage				10,000,000										10,000,000	
141			Mobile Equi	Addition of new Fire Truck Pump Station #4							620,000							620,000	
142				PW Lift Truck and Chipper				166,000										166,000	
143				PW Pickup Truck - HVAC	27,000													27,000	
144				PW Sidewalk Snow Plow	115,000													115,000	
145				PW Tandem Truck/Sander/Plow	225,000													225,000	
146				PW Turf Mowers	144,000													144,000	
147			Other	Disaster Recovery Site							50,000	130,000						130,000	
148				TMP Detailed Plan of Action (incl NW LRT)														50,000	
149				TMP Transit Priority Implementation	75,000	500,000	500,000											1,075,000	
150				Development of St. Thomas Street Emyp Lot														500,000	
151				Villeneuve ASP Development														500,000	
152				Anthony Henday Landscaping	550,000													550,000	
153			Parks	71 City Annex W Subdivision Master Plan											2,000,000			2,000,000	
154				Erin Ridge North Master Plan				75,000										75,000	
155				Kingswood Neighbourhood Park Master Plan					75,000									75,000	
156				South Riel Park Master Plan														75,000	
157				Timberlea Park Master Plan														75,000	
158			Public Tran:	Additional Growth Buses to Achieve Modal Shift				750,000			1,200,000	750,000	450,000	450,000	750,000	450,000		4,800,000	
159				Automatic Vehicle Location & GPS				200,000										200,000	
160				Bike Storage Lockers				20,000										20,000	
161				BRT Buses to achieve Mode Shift									6,000,000					6,000,000	
162				Bus Lanes on St. Albert Trail (Full Signal Priority)									2,000,000					2,000,000	
163				Construct BRT Stations on St. Albert Trail									1,500,000					1,500,000	
164				Far North Transit Centre and Park & ride - Land										5,700,000				5,700,000	
165				Local Route Network Study to integrate with BRT / LRT							300,000							300,000	
166				LRT Planning Study											1,000,000			1,000,000	
167				Smart Card Fare Collection System							1,000,000							1,000,000	
168				South Transit Station and Park & Ride - Land and Construct					4,000,000									4,000,000	
169				Bike Racks 2011														75,000	
170				Transit Corridor Framework Study	140,000													140,000	
171				LRT Station													25,000,000	25,000,000	
172			Roads	Bellerose Drive - Upgrade Eldorado to Riverlot 37										6,100,000				6,100,000	
173				Hogan Road Twinning											6,600,000			6,600,000	
174				Hogan Road Vill to North City Limits							9,300,000							9,300,000	
175				Northeast Sector Arterial Construction						1,500,000	13,200,000		1,560,000	15,600,000		1,710,000	17,100,000	50,670,000	
176				PW Asphalt Spray Patcher	120,000													120,000	
177				St. Albert Road - intersection improvements							1,000,000	1,000,000	1,000,000					3,000,000	
178				St. Albert Road - mode shift plan							250,000							250,000	
179				St. Albert Road Urbanization					1,500,000		15,000,000		10,000,000			10,000,000		36,500,000	
180				SWC Poirier to Sturgeon										5,000,000				5,000,000	
181				SWC Sturgeon to City Limits												1,800,000		1,800,000	
182				Veness Road Upgarade (142 St)					500,000	4,000,000								4,500,000	

	A	B	C	D	E	F	G	H	I	J	K	L	M	N	O	
2	10 YEAR MUNICIPAL CAPITAL PLAN 2010 - 2019				Preliminary Cost Estimate			Conceptual Cost Estimate								
3	2010 - 2012 Proposde Budget				- 10% to +25%			- 25% to +50%								
4	September 2009															
5																
6	Budget															
7	Funding Status	Investment Need	Asset Cate	Project Name	Year	2010	2011	2012	2013	2014	2015	2016	2017	2018	2019	Grand Total
183	UNFUNDED	2. Growth	Roads	McKenney Ave-Existing to Ray Gibbon Drive					5,000,000							5,000,000
184				Le Clair Way West Phase 1			748,000		7,480,000							8,228,000
185				Le Clair Way West Phase 2			660,000		6,600,000							7,260,000
186			Traffic Sign	Traffic Light Pre-emption			63,000		34,000							97,000
187			Trails	Trail Identification Project			250,000		50,000							300,000
188		2. Growth Total				1,946,000	11,041,000	21,741,000	50,914,000	22,171,600	25,510,000	59,850,000	1,750,000	22,694,400	72,100,000	289,718,000
189		3. Ray Gibbon	Roads	Pedestrian / Multiuse Bridge over RGD			500,000	3,000,000								3,500,000
190		3. Ray Gibbon Total					500,000	3,000,000								3,500,000
191		4. Community Enhancement	Buildings	Juneau House			340,000									340,000
192				Cunningham House			350,000									350,000
193				Heritage Sites Storage Facility					1,700,000							1,700,000
194			Other	Community Tourism Strategy - Bus & Tourism			3,334,000		3,333,000	3,333,000						10,000,000
195				Downtown Signage										500,000		500,000
196				North / South Entrance Signage					600,000							600,000
197				AltaLink Transmission Line Relocation					350,000							350,000
198			Parks	RWP West Park Master Plan Implementation						2,200,000	2,200,000	2,200,000	2,200,000	2,200,000		11,000,000
199				Founders Walk Phase 2						2,000,000						2,000,000
200				Founders Walk Phase 3								2,000,000				2,000,000
201				Recreation Dirt Bike Mogul Track			200,000									200,000
202				Heritage Sites Phase 2	2,800,000											2,800,000
203				Heritage Sites Phase 3	2,500,000											2,500,000
204				Heritage Sites Phase 4	2,500,000											2,500,000
205				Heritage Sites Phase 5	3,100,000											3,100,000
206		4. Community Enhancement Total				10,900,000	4,224,000	5,983,000	7,533,000	2,200,000	4,200,000	2,200,000	2,200,000	2,200,000	500,000	39,940,000
207		5. Outside Agencies	Buildings	Library Branch - Planning & Design		1,237,000	14,231,300	4,533,200								20,001,500
208				Museum Major Renovation					350,000	350,000						700,000
209				Children's Cultural Centre (AHF)			5,000,000		5,000,000							10,000,000
210				St. Albert Place Cultural Centre (Downtown Redevelopment)						3,000,000	3,000,000					6,000,000
211				Arts & Heritage Sites Restoration			1,250,000		1,250,000	1,250,000						3,750,000
212				Museum Expansion			1,000,000	1,000,000								2,000,000
213			Other	Library Circulation System Enhancement				444,600								444,600
214				Library Collection Enhancement			300,000	300,000	300,000	300,000						1,200,000
215			Parks	Arts & Heritage Sites Landscaping				1,250,000	1,250,000							3,750,000
216		5. Outside Agencies Total				1,237,000	15,531,300	13,777,800	3,150,000	8,150,000	3,000,000	3,000,000				47,846,100
217	UNFUNDED Total					14,533,000	27,257,300	51,126,800	68,661,000	47,173,600	41,682,000	78,300,000	17,150,000	35,894,400	83,365,100	465,143,200
218																
219	Grand Total					98,314,900	45,134,080	66,071,300	95,409,500	65,076,350	57,294,300	95,455,700	32,830,700	52,330,200	97,066,800	704,983,830
220																
221																
222																
223																
224																
225																
226																
227																
228																
229																
230																
231																
232																
233																
234																
235																
236																